



**SUZUKI**  
**MARINE**

Parts Book

DT 115 (86-01)

DT 140 (86-01)

PREFACE

When it becomes necessary to replace parts on SUZUKI OUTBOARD MOTORS, always use SUZUKI GENUINE PARTS which have passed a strict inspection which guarantees quality and performance.

This parts catalogue covers the list of all service parts for SUZUKI DT115/140 '86~'01 MODEL.

INSTRUCTIONS FOR QUOTING THE CATALOGUE

1. DIMENSIONS

Dimensions of the parts in this catalogue are indicated in unit millimeters.

2. ABBREVIATIONS

Abbreviations used in this catalogue are as follows:

AR	: As required	NT	: Number of teeth
ASSY	: Assembly	OPT	: Optional
E.No.	: Engine number	OS	: Over size
F.No.	: Frame number	STD	: Standard
d	: Diameter of material	T	: Thickness
ID	: Inside diameter	US	: Under size
OD	: Outside diameter	W	: Width
L	: Length	W/	: With
LH(PORT)	: Left hand side	S,L,UL,LL	: Transom type
RH(STBD)	: Right hand side	SUS	: Stainless steel
~123456	: Up to F.No.11502-123456	PTT	: Power trim and tilt
123456~	: From F.No.11502-123456	'00	: MODEL:2000
		'01	: MODEL:2001

12 x 34 x 5.6..... Figures in the description column

show the dimensions of parts.

ID OD T(or W,L)

→12345-56781 (Parts No.) : indicates that the parts number was changed to 12345-56781 and the new parts are interchangeable with the former ones but the former ones are not interchangeable with new ones.

←12345-56781 (Parts No.) : indicates that the former and new parts are interchangeable with each other and both are usable.

3. INNER PARTS OF ASSEMBLY

Part name with a dot (.) in front as shown in the description column indicates the component of the assembly also available individually.

4. MODIFICATION NOTICE

A parts bulletin will be sent to you on all occasions when changes in parts occur, including interchangeable modifications between new parts and old ones.

5. NOTE

5-1. There are some different parts from those of production models among spare parts for the administrative reasons and common use of them with other models.

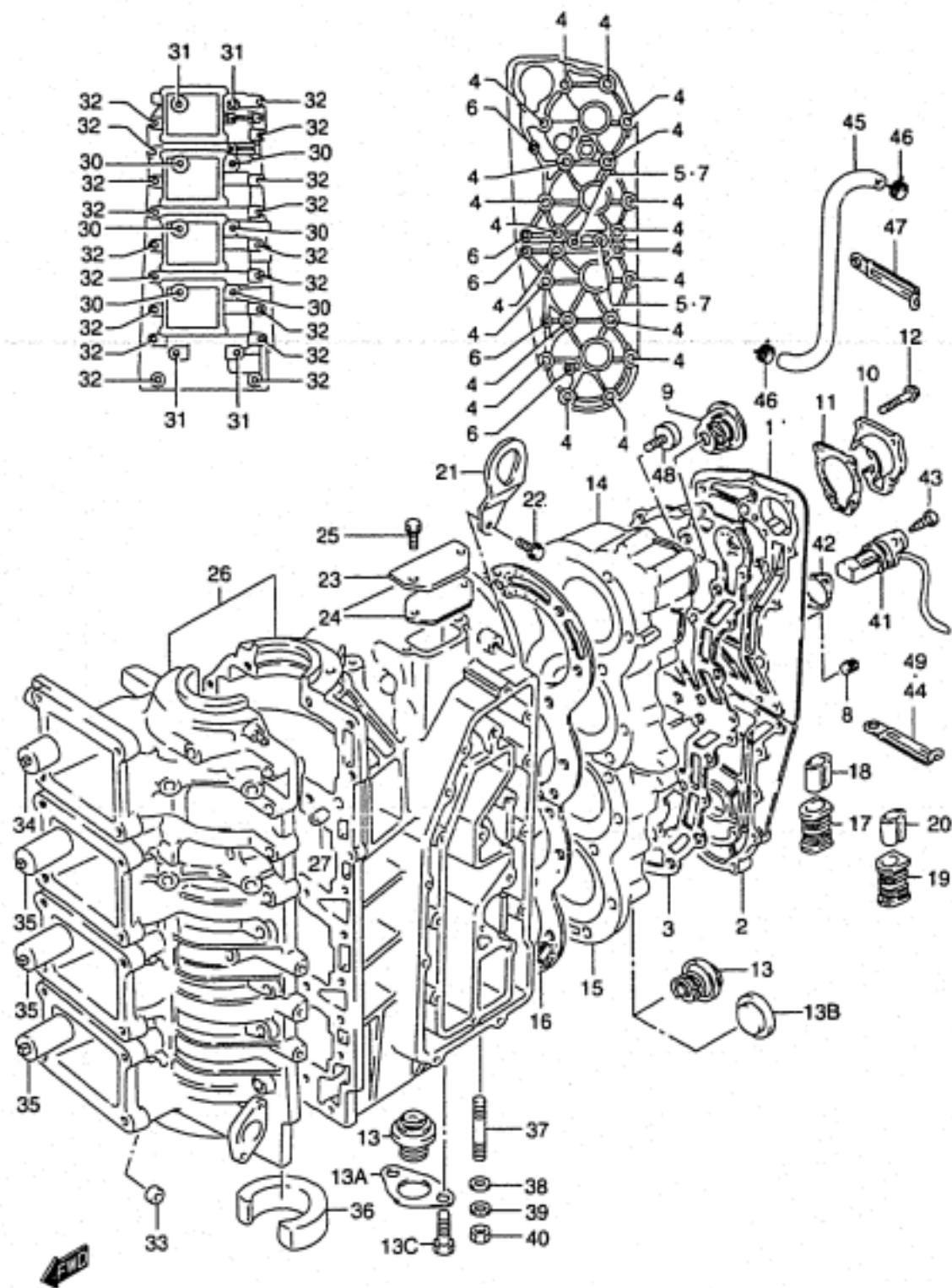
5-2. In respect of rubber hoses and vinyl tubes, please be sure to use them by cutting off according to the length mentioned on parts catalogue or what is actually required on the vehicle.

5-3. Note that the drawings on the illustration page are for ready reference of spare parts number, not to be used as an assembly manual. When assembling, use "SUZUKI SERVICE MANUAL".

6. MODEL NAME AND ENGINE NUMBER

MODEL	YEAR'S	TYPE	TRANSOM	ENGINE No.
DT115TCVG	'86	11502	L,X	11502-607706~
DT115TCVH	'87	11502	L,X	11502-709019~
DT115TCVJ	'88	11502	L,X	11502-811083~
DT115TCK	'89	11502	L,X	11502-912900~
DT115TCL	'90	11502	L,X	11502-011001~
DT115TCM	'91	11502	L,X	11502-131001~
DT115TCN	'92	11502	L,X	11502-231001~
DT115TCP	'93	11502	L,X	11502-351001~
DT115TCR	'94	11502	L,X	11502-461001~
DT115TCS	'95	11502	L,X	11502-581001~
DT115TCT	'96	11502	L,X	11502-651001~
DT115TCV	'97	11502	L,X	11502-751001~
DT115STCLT	'96	11503	L	11503-651001~
DT115STCLV	'97	11503	L	11503-751001~
DT115STCLW	'98	11503	L	11503-861001~
DT115STCLX	'99	11503	L	11503-971001~
DT115STCLY	'00	11503	L	11503-030001~
DT115STCL1	'01	11503	L	11503-151001~
DT140TCVG	'86	14002	L,X	14002-608049~
DT140TCVH	'87	14002	L,X	14002-709261~
DT140TCVJ	'88	14002	L,X	14002-810785~
DT140TCK	'89	14002	L,X	14002-912231~
DT140TCL	'90	14002	L,X	14002-011001~
DT140TCM	'91	14002	L,X	14002-131001~
DT140TCN	'92	14002	L,X	14002-231001~
DT140TCP	'93	14002	L,X	14002-351001~
DT140TCR	'94	14002	L,X	14002-461001~
DT140TCS	'95	14002	L,X	14002-581001~
DT140TCT	'96	14002	L,X	14002-651001~
DT140TCV	'97	14003	L,X	14003-751001~
DT140TCW	'98	14003	L,X	14003-861001~
DT140TCX	'99	14003	L,X	14003-971001~
DT140TCY	'00	14003	L,X	14003-030001~
DT140TC1	'01	14003	L,X	14003-151001~

FIG.1



REF.NO.	PART NO.	DESCRIPTION	QTY.	REMARKS
1	11151-94620-0ED	COVER, CYLINDER HEAD UPPER	1	
2	11161-94620-0ED	COVER, CYLINDER HEAD LOWER	1	
3	11162-94630	GASKET, COVER	1	
4	01560-10807	BOLT	20	
5	09160-08124	WASHER (8.5X20X1.6)	2	
6	01550-06307	BOLT	5	
7	01550-08807	BOLT	2	
8	09246-04005	PLUG (PT 1/8X8)	1	
9	17670-95302	THERMOSTAT (42C)	1	
10	17681-94612-0ED	COVER, THERMOSTAT	1	
11	17685-94610	GASKET	1	
12	01550-06407	BOLT (6X40)	4	
13	17660-94600	VALVE, PRESSURE	1	
13A	17665-94600	COVER, PRESSURE VALVE	1	MODEL:97-01
13B	17666-94600	PLUG, PRESSURE VALVE	1	MODEL:97-01
13C	09128-06021	SCREW	2	MODEL:97-01
14-1	11111-94610-0ED	CYLINDER HEAD, UPPER	1	DT115/140 DT140:-131262
14-2	11111-94620-0ED	CYLINDER HEAD, UPPER	1	DT140:131263- DT140EFI
14-3	11111-94900-0ED	CYLINDER HEAD, UPPER	1	DT115S
15-1	11121-94610-0ED	CYLINDER HEAD, LOWER	1	DT115/140 DT140:-131262
15-2	11121-94620-0ED	CYLINDER HEAD, LOWER	1	DT140:131263- DT140EFI
15-3	11121-94900-0ED	CYLINDER HEAD, LOWER	1	DT115S
16	11141-94620	GASKET, CYLINDER HEAD	1	
17	11181-94501	CONNECTOR, HEAD	1	
18	11182-94500	INSERT	1	
19	11171-94501	CONNECTOR, HEAD	1	
20	11172-94500	INSERT	1	
21-1	11291-94600	HOOK, ENGINE REAR	1	
21-2	11291-94600	HOOK, ENGINE REAR	2	DT115S/140EFI
22-1	01550-08207	BOLT	1	
22-2	01550-08207	BOLT	2	DT115S/140EFI

COLOR : 0ED (GRAY)

FIG.1

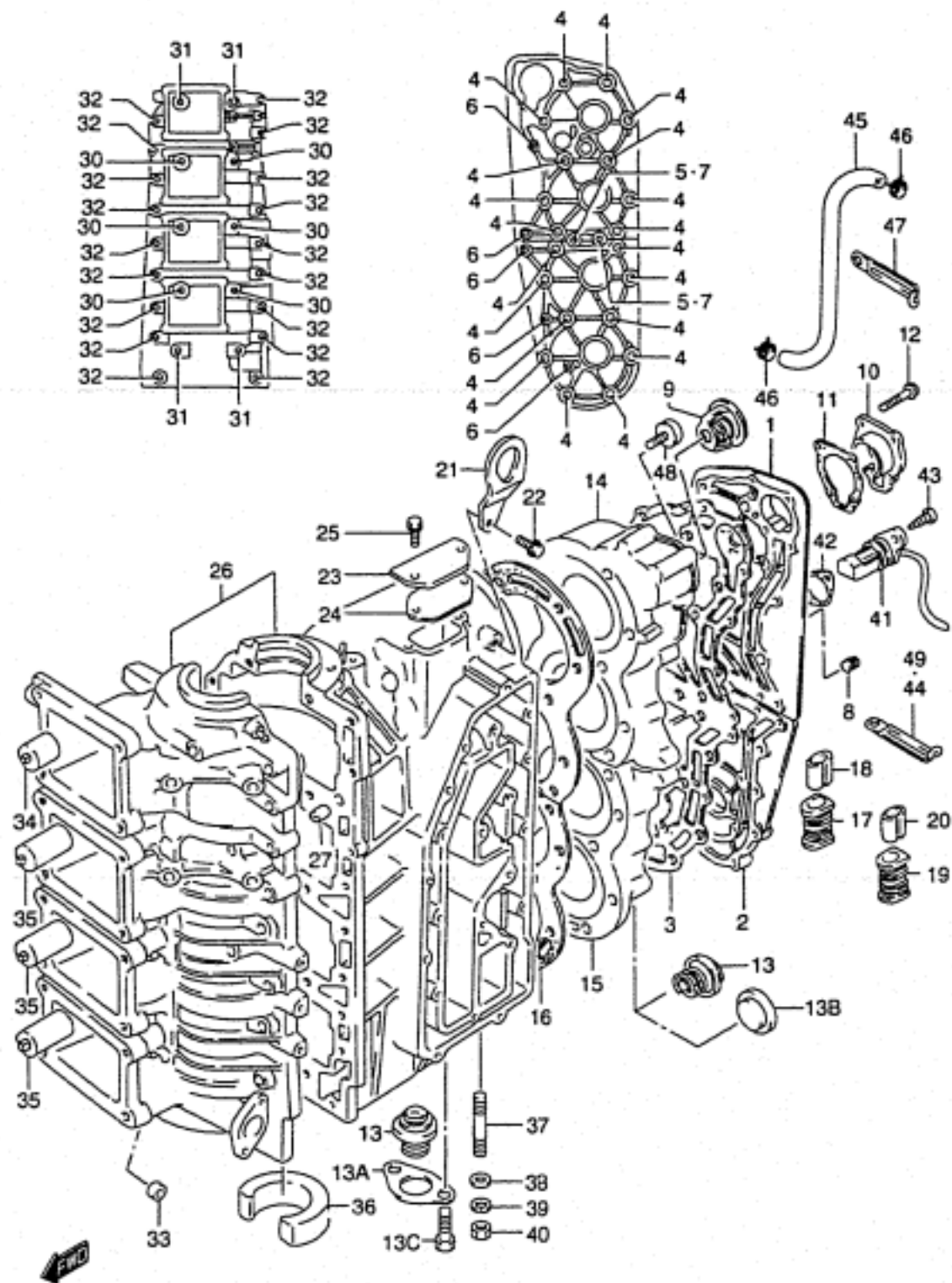


FIG.1 ( B-3)

CRANKCASE

REF.NO.	PART NO.	DESCRIPTION	QTY.	REMARKS
23	11231-94602-OED	COVER, CYLINDER WATER JACKET	1	
24	11232-94610	GASKET, WATER JACKET	1	
25	01570-06207	BOLT	2	
26-1	11301-94625-OED	CYLINDER/CRANKCASE ASSY	1	DT115/140 -MODEL:96 →11301-94640-OED USED WITH 17666-94600 17665-94600,09128-06021
26-2	11301-94640-OED	CYLINDER/CRANKCASE ASSY	1	DT115,MODEL:97
26-3	11301-94900-OED	CYLINDER/CRANKCASE ASSY	1	DT115S -MODEL:96 →11301-94910-OED USED WITH 17666-94600 17665-94600,09128-06021
26-4	11301-94910-OED	CYLINDER/CRANKCASE ASSY	1	DT115S,MODEL:97 DT140EFI
26-5	11301-94920-OED	CYLINDER/CRANKCASE ASSY	1	DT115S/140EFI MODEL: 98-01
27	04211-11129	.PIN (11.0X8.4X12)	2	
30	01560-10557	.BOLT	6	
31	01560-10757	.BOLT	4	
32	01550-08407	.BOLT	18	
33	16351-94610	.STOPPER, DRIVE GEAR	1	
34	11315-94600	.PLUG, CRANKCASE NO.1	1	
35	11316-94600	.PLUG, CRANKCASE NO.2	3	
36	16361-94600	.PLUG, OIL GEAR	1	
37	09108-10026	STUD BOLT	2	
38	08322-01107	WASHER	2	
39	09162-10005	LOCK WASHER (10.2X18.4X2.5)	2	
40	09140-10031	NUT	2	
41-1	34870-94614	SENSOR, COOLING WATER	1	DT115: -011278 DT140: -011168 →34870-94630 USED WITH 03212-05163(4)
41-2	34870-94630	SENSOR, COOLING WATER & TEMP	1	DT115:011279- DT140:011169-
41-3	34820-94610	SENSOR ASSY, CYLINDER	1	MODEL: 92- 96 SEE NOTE

NOTE: FOR 97-99 E.F.I. MODELS, SEE FIGURE 30.

COLOR : OED (GRAY)

FIG.1

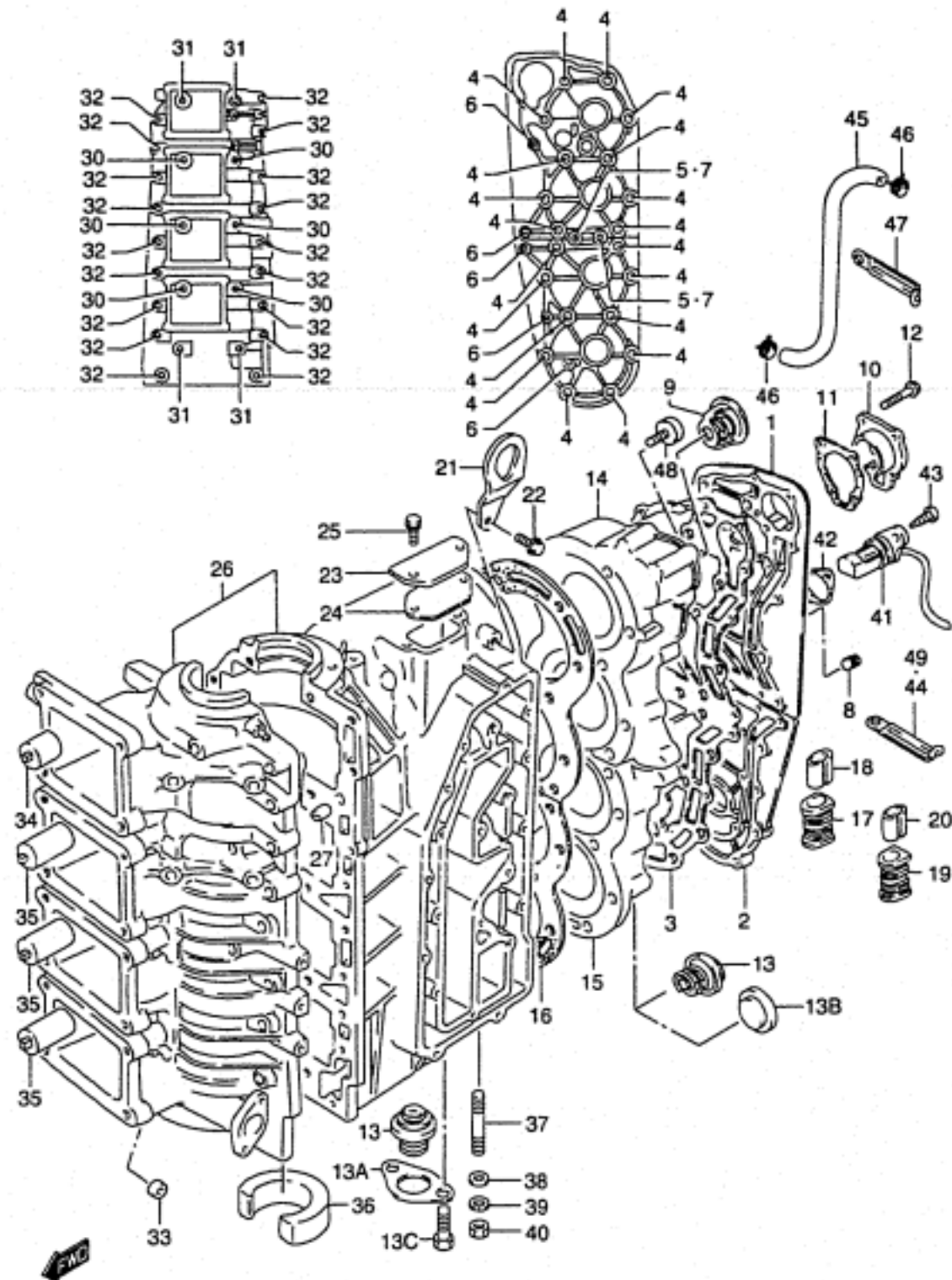


FIG.1 ( B-4)

CRANKCASE

REF.NO.	PART NO.	DESCRIPTION	QTY.	REMARKS
42	34875-94660	GASKET, COOLING WATER SENSOR	1	
43-1	03212-05123	SCREW (5X12)	2	DT115:-011278 DT140:-011168
43-2	03212-05163	SCREW	2	DT115:011279- DT140:011169-
44	09404-10204	CLAMP	1	
45	09352-50903-600	HOSE (5X9X600)	1	L:600→180
46	09401-08411	CLIP (ID:8.6)	2	
47	09404-06432	CLAMP (L:80)	1	
48	11130-94600	ZINC, CYLINDER	1	
49	09404-06432	CLAMP	1	FOR 34870-94630 34820-94610

FIG.2

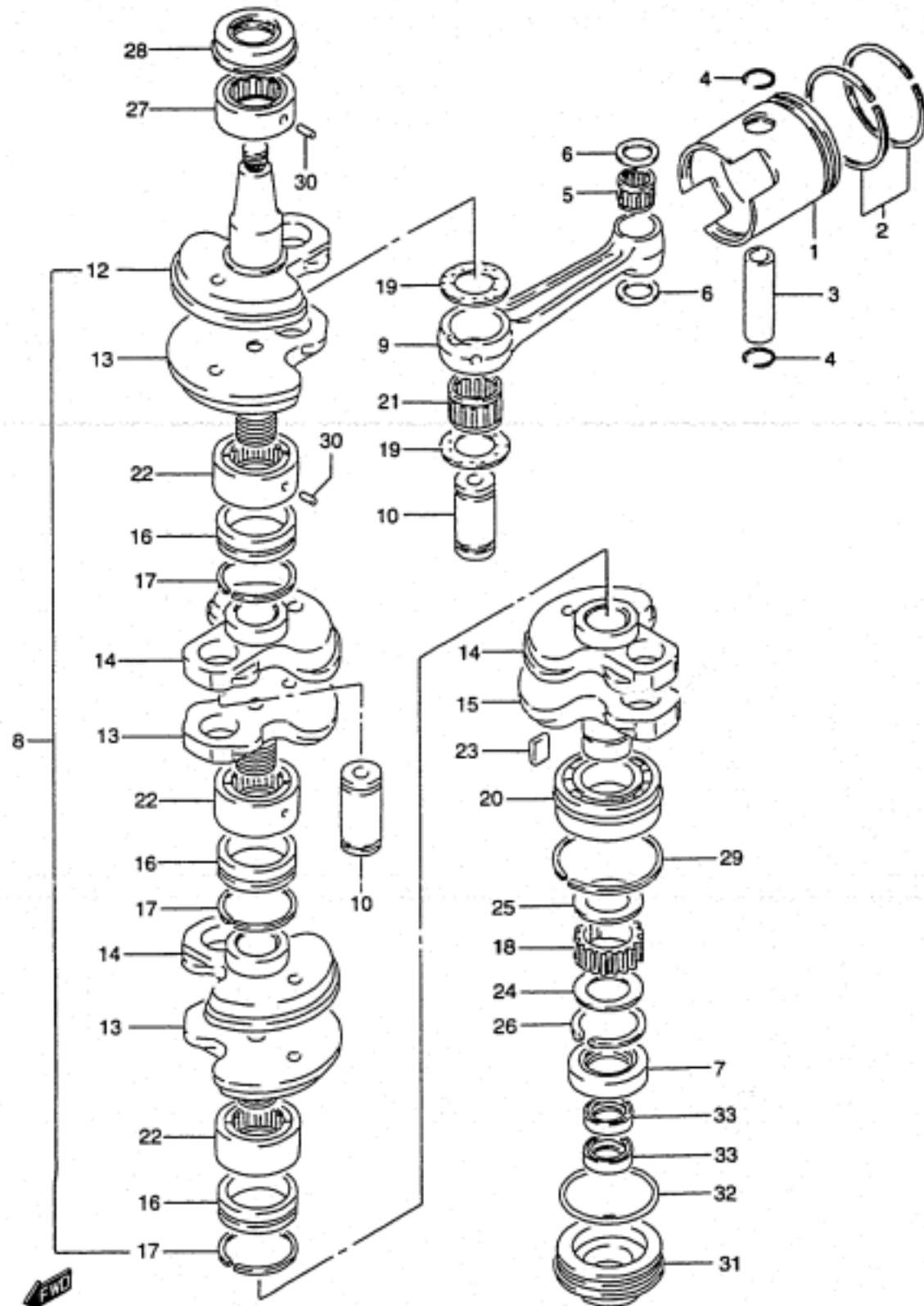


FIG.2 ( B-5)

CRANKSHAFT

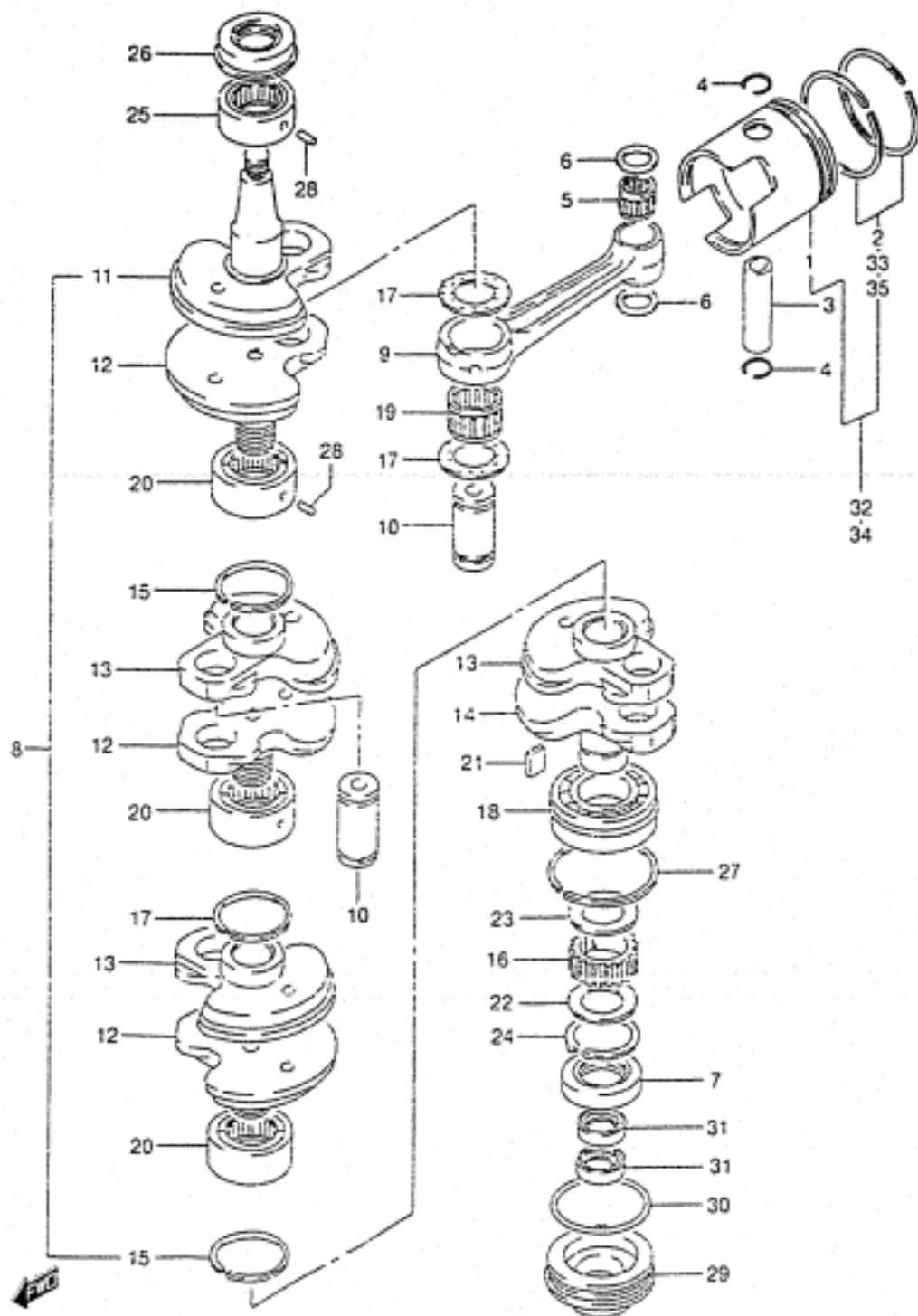
REF.NO.	PART NO.	DESCRIPTION	QTY.	REMARKS
1-1	12110-94611	PISTON	4	
1-2	12100-94611-025	PISTON SET (OS:0.25)	4	OPT
1-3	12100-94611-050	PISTON SET (OS:0.50)	4	OPT
2	12140-87D02	RING SET, PISTON	4	
3	12151-94601	PIN	4	
4	09381-22004	CIRCLIP	8	
5	09263-22063	BEARING	4	
6	09181-22251	WASHER	8	
7	09283-35030	OIL SEAL (35X58X8)	1	
8	12200-94605	CRANKSHAFT ASSY	1	→12200-94900
9	12161-94900	.CONNECTING ROD	4	
10	12211-94610	.PIN, CRANK	4	
12	12221-94603	.CRANKSHAFT UPPER	1	
13	12231-94602	.WHEEL, MIDDLE UPPER	3	
14	12232-94601	.WHEEL, MIDDLE UNDER	3	
15	12240-94601	.CRANKSHAFT, UNDER	1	
16	12322-94600	.SEAL, INNER	3	
17	12323-94600	.SEAL, RING	6	
18	16321-94600	.GEAR, OIL PUMP DRIVE	1	
19	09160-30034	.WASHER (30X50X1)	8	
20	09262-40003	.BEARING, UNDER (40X80X18)	1	
21	09263-30019	.BEARING (30X40X22)	4	
22	09269-40003	.BEARING, MIDDLE (40X65X37)	3	
23	09421-10002	.KEY (B:2.5,H:10,L:17.5)	1	
24	09181-35167	.WASHER, OIL PUMP DRIVE UNDER	1	
25	09181-35240	.WASHER, OIL PUMP DRIVE UPPER	1	
26	08331-31356	.CIRCLIP, DRIVE GEAR	1	
27	09263-40010	BEARING, UPPER	1	
28	09283-40024	SEAL, UPPER (40X62X8)	1	
29	09390-80002	C RING (ID:76.8,OD:86,T:1.9)	1	
30	04221-04089	KNOCK PIN, CRANKSHAFT BEARING	4	
31	11431-94600	HOUSING, OIL SEAL	1	
32	09280-70005	O RING (D:3.1,ID:69.4)	1	
33	09282-24003	OIL SEAL (24X36X6)	2	

REFER TO FIG.3(B-6) FOR MODEL-96-01

FIG.3

FIG.3 ( B-6)

CRANKSHAFT (MODEL:96-01)



REF.NO.	PART NO.	DESCRIPTION	QTY.	REMARKS
1	12110-94611	PISTON	4	
2	12140-87D02	RING SET, PISTON	4	
3	12151-94601	PIN	4	
4	09381-22004	CIRCLIP	8	
5	09263-22063	BEARING (22X28X29.9)	4	
6	09181-22251	WASHER	8	
7	09283-35030	OIL SEAL, UNDER (35X58X8)	1	
8	12200-94900	CRANKSHAFT ASSY	1	
9	12161-94900	.CONNECTING ROD	4	
10	12211-94610	.PIN, CRANK	4	
11	12221-94900	.CRANKSHAFT UPPER	1	
12	12232-94900	.WHEEL, MIDDLE UNDER	3	
13	12231-94900	.WHEEL, MIDDLE UPPER	3	
14	12240-94900	.CRANKSHAFT, UNDER	1	
15	12323-94600	.SEAL, RING	6	
16	16321-94600	.GEAR, OIL PUMP DRIVE	1	
17	09160-30034	.WASHER (30X50X1)	8	
18	09262-40003	.BEARING, CRANKSHAFT UNDER	1	40X80X18
19	09263-30019	.BEARING, CRANK PIN	4	30X40X22
20	09269-40003	.BEARING, CRANKSHAFT MIDDLE	3	40X65X37
21	09421-10002	.KEY, OIL PUMP DRIVE GEAR	1	
22	09181-35167	.WASHER, OIL PUMP DRIVE UNDER	1	
23	09181-35240	.WASHER, OIL PUMP DRIVE UPPER	1	
24	08331-31356	.CIRCLIP, DRIVE GEAR	1	
25	09263-40010	BEARING, UPPER	1	
26	09283-40024	SEAL, CRANKSHAFT UPPER OIL	1	40X62X8
27	09390-80002	C RING	1	
28	04221-04089	KNOCK PIN, CRANKSHAFT BEARING	4	
29	11431-94600	HOUSING, OIL SEAL	1	
30	09280-70005	O RING	1	
31	09282-24003	OIL SEAL, UPPER (24X36X6)	2	
32	12100-94611-025	PISTON/RING SET (OS:0.25)	4	OPT
33	12140-95320-025	.RING SET, PISTON (OS:0.25)	4	OPT
34	12100-94611-050	PISTON/RING SET (OS:0.50)	4	OPT
35	12140-95320-050	.RING SET, PISTON (OS:0.50)	4	OPT

DT115/140 E03\_003  
CRANKSHAFT(96-01)

**FIG.4**

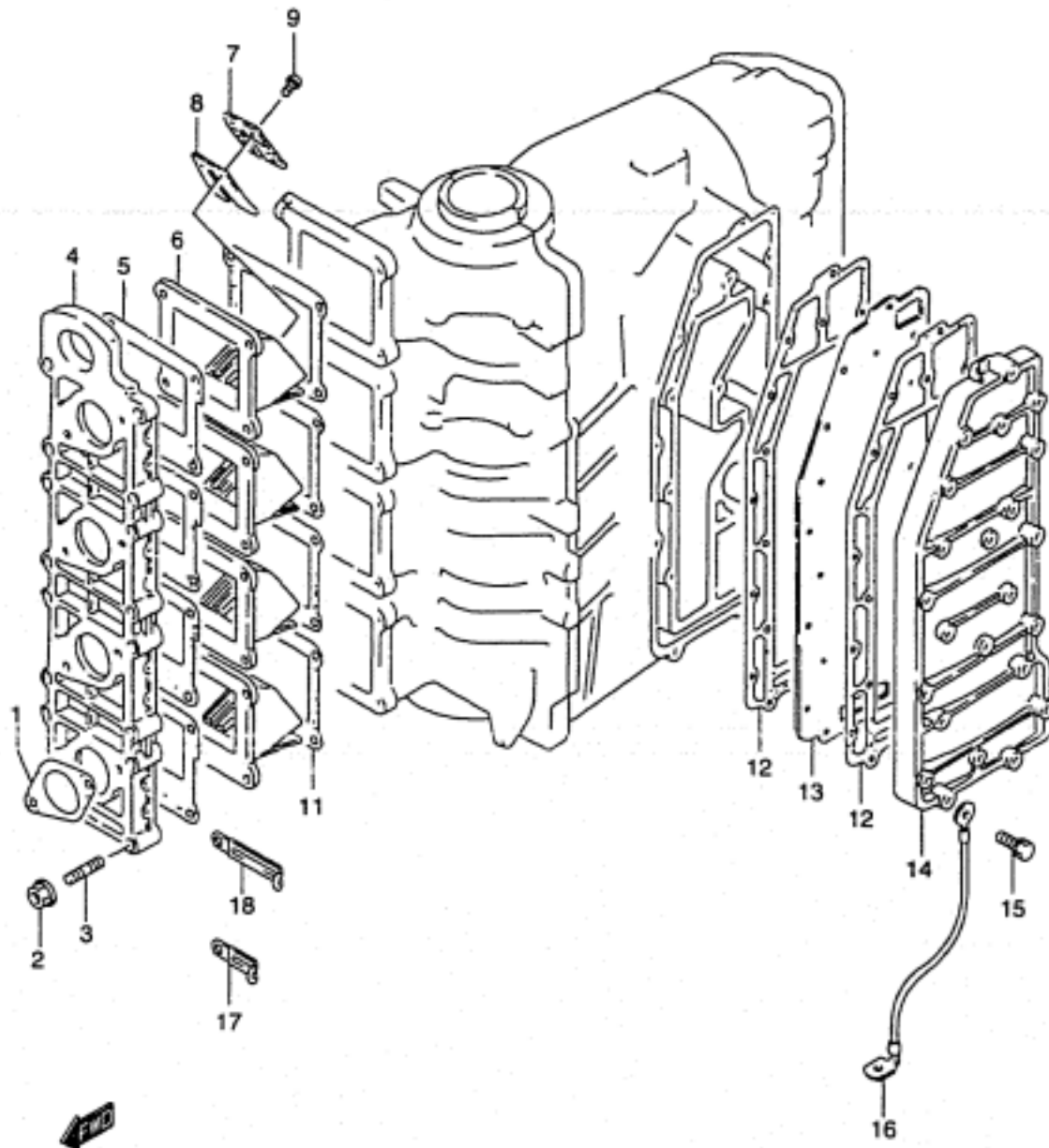


FIG.4 ( B-7)

**EXHAUST COVER**

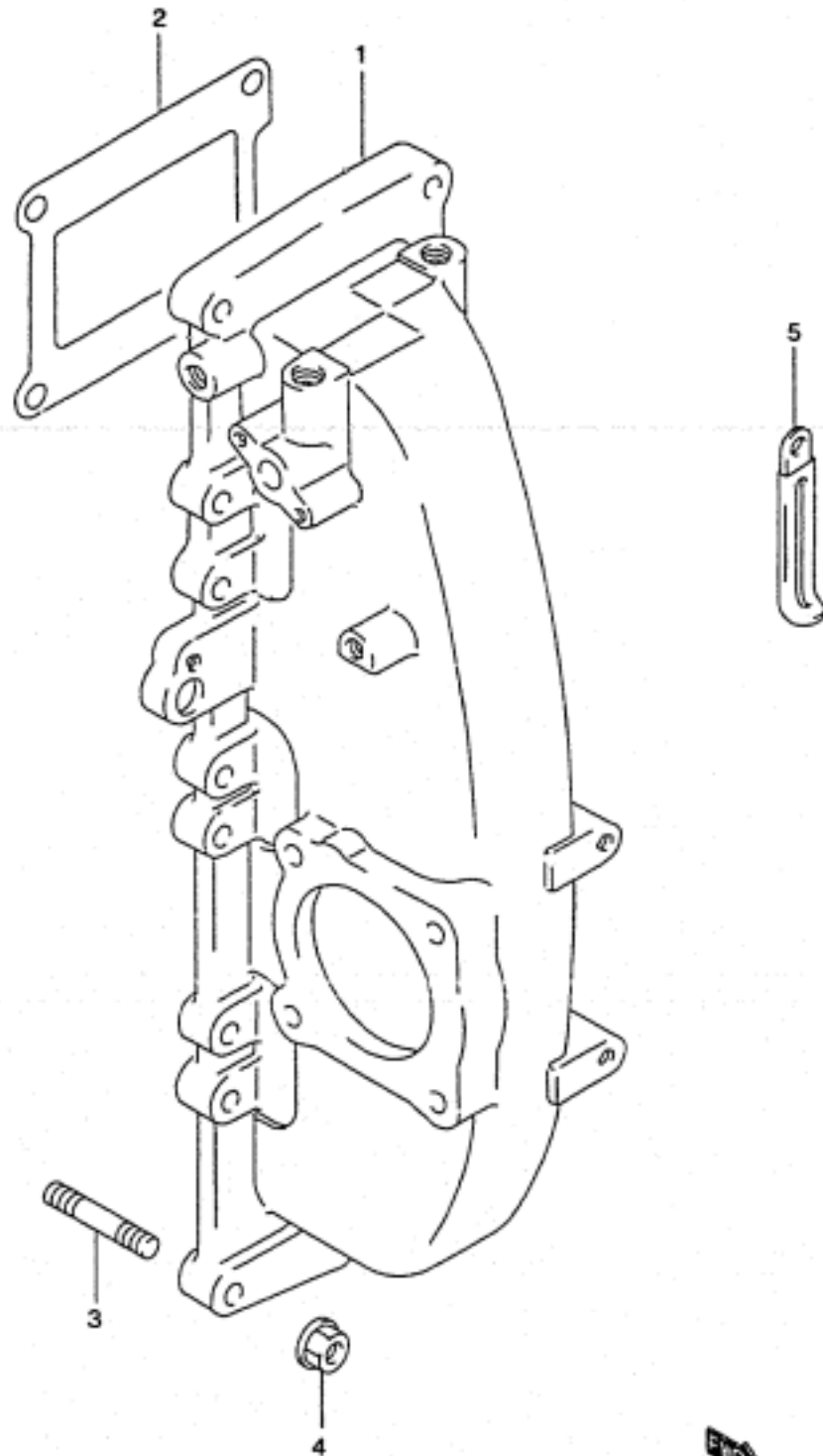
REF.NO.	PART NO.	DESCRIPTION	QTY.	REMARKS
1-1	13125-93010	GASKET, CARBURETOR	4	DT115,ID:34
1-2	13125-95210	GASKET, CARBURETOR	4	DT140,ID:41
2	08316-10087	NUT	16	
3	01421-08357	STUD BOLT	16	
4-1	13110-94611	CASE, INLET	1	DT115
4-2	13110-946V0	CASE, INLET	1	DT115,MODEL:95-97
4-3	13110-94601	CASE, INLET	1	DT140
4-4	13110-946V1	CASE, INLET	1	DT140,MODEL:95-96
5	13121-94510	GASKET, INLET CASE	4	
6	13150-94502	VALVE ASSY, REED	4	
7	13152-94501	.STOPPER	16	
8	13153-94500	.VALVE, REED	16	
9	02112-33083	.SCREW	32	
11	13156-94511	GASKET, REED VALVE	4	
12	14151-94510	GASKET, EXHAUST COVER	2	
13	14131-94503	PLATE, EXHAUST	1	
14	14141-94500-0ED	COVER, EXHAUST	1	
15	01550-06357	BOLT	23	
16	36895-94400	LEAD, ENGINE GROUND	1	
17	09404-08205	CLAMP (L:62)	1	
18	09404-08206	CLAMP (L:82)	1	

COLOR : 0ED (GRAY)

REFER TO FIG.5(B-8) FOR DT115S/140EFI



**FIG.5**



REF.NO.	PART NO.	DESCRIPTION	QTY.	REMARKS
1	13111-94900-0ED	MANIFOLD, INTAKE (GRAY)	1	
2	13121-94510	GASKET, INLET CASE	4	
3	01421-08357	BOLT, STUD	16	
4	08316-10087	NUT	16	
5	09404-08206	CLAMP	2	

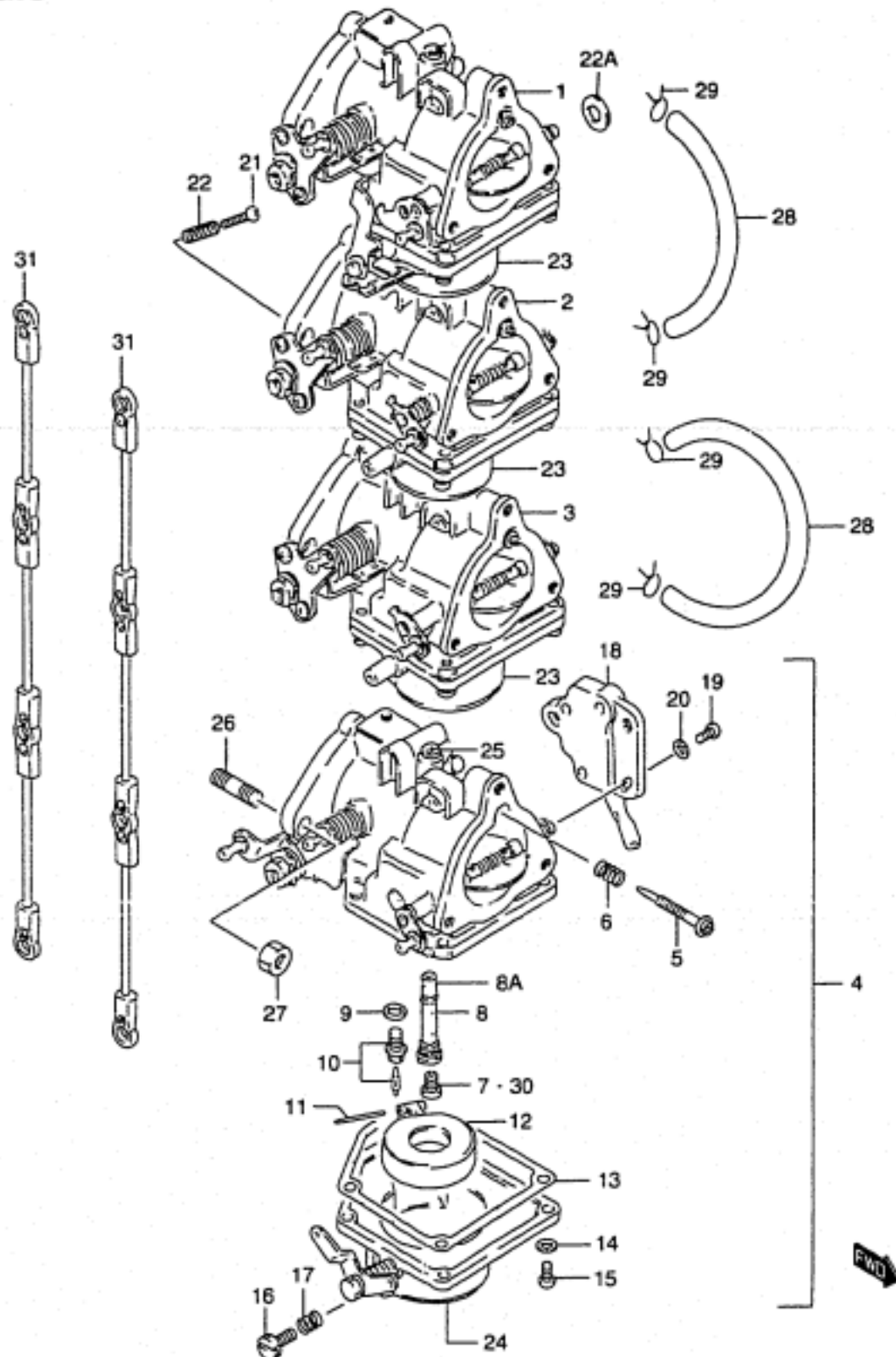
FIG.6

FIG.6 ( B-9)

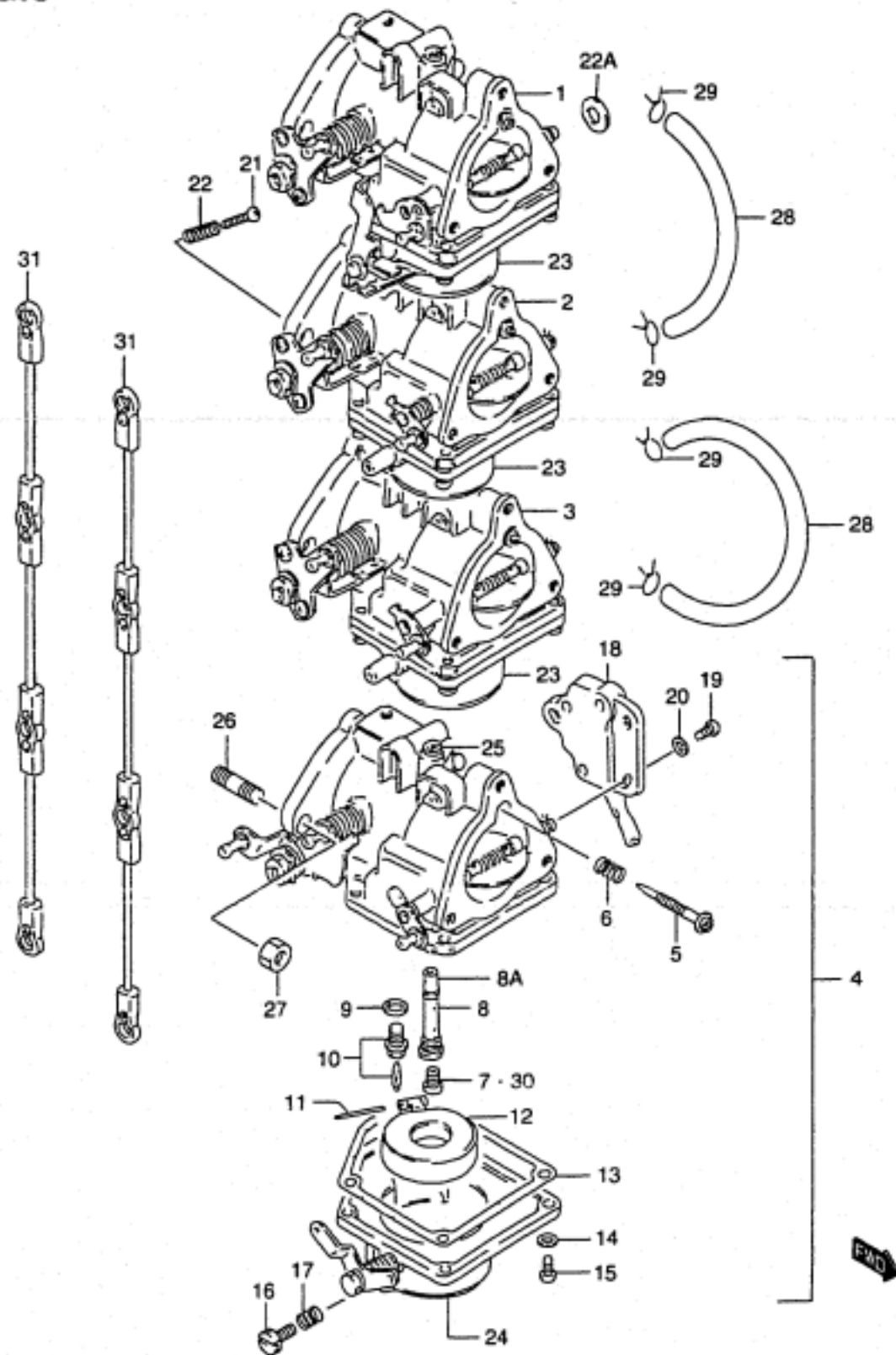
CARBURETOR (DT115)

REF.NO.	PART NO.	DESCRIPTION	QTY.	REMARKS
1-1	13201-94570	CARBURETOR, TOP	1	MODEL:86-88
1-2	13201-946A4	CARBURETOR, TOP	1	MODEL:89-97
2-1	13202-94682	CARBURETOR, 2ND	1	MODEL:89-92
2-2	13202-946A3	CARBURETOR, 2ND	1	MODEL:93-97
3	13203-946A3	CARBURETOR, 3RD	1	MODEL:89-97
4-1	13204-94611	CARBURETOR, 4TH	1	-608721 →13204-94670 USED WITH 37810-94611,08321-21052, 08322-21052,09125-05046
4-2	13204-94670	CARBURETOR, 4TH	1	608722- MODEL:86-88
4-3	13204-946A3	CARBURETOR, 4TH	1	MODEL:89-97
5	13269-93311	.ADJUSTOR	4	
6	13271-93311	.SPRING	4	
7-1	09491-26013	.MAIN JET (132.5)	4	
7-2	09491-27014	.MAIN JET (137.5)	4	651200-
8-1	13235-94350	.NOZZLE	4	MODEL:86-88
8-2	13236-96300	.NOZZLE, MAIN	4	MODEL:89-97
8A	13237-94400	.NOZZLE	4	
9	13392-58600	.GASKET, VALVE SEAT	4	
10	13370-28110	.VALVE, NEEDLE	4	
11	13254-98300	.PIN	4	
12	13250-93012	.FLOAT	4	
13	13251-93320	.GASKET	4	
14	09162-05202	.LOCK WASHER	16	
15	02112-05207	.SCREW	16	
16	13616-94500	.SCREW, DRAIN	4	
17	13271-93311	.SPRING	4	
18-1	37810-94611	.SENSOR ASSY, THROTTLE LEVER	1	4HT,MODEL:86-88
18-2	37810-95606	.SENSOR ASSY, THROTTLE LEVER	1	4HT,MODEL:89-97
19	02112-04163	.SCREW	2	
20	13606-18E00	.LOCK WASHER	2	
21	13267-93900	.SCREW	1	

REFER TO FIG.7 (B-11) FOR DT140



**FIG.6**



QTY.

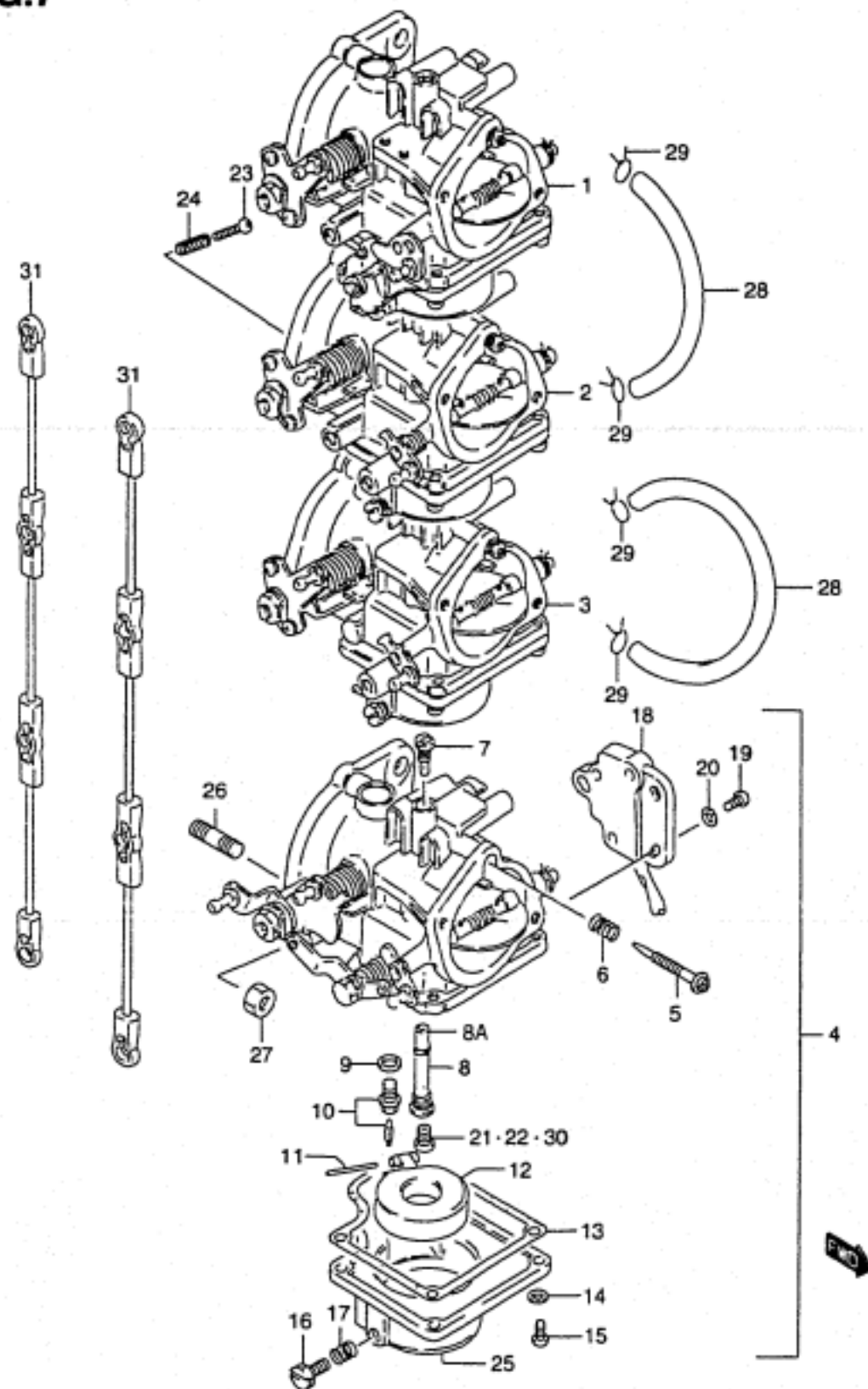
REF.NO.	PART NO.	DESCRIPTION	QTY.	REMARKS
22	13268-96111	.SPRING	1	
22A	13589-95210	.WASHER	4	
23	13240-94600	.CHAMBER ASSY, FLOAT	3	#1,#2,#3
24	13240-94620	.CHAMBER ASSY, FLOAT	1	#4
25-1	09492-82002	.JET, PILOT (82.5)	4	MODEL:86-88
25-2	09492-65002	.JET, PILOT (65)	4	MODEL:89-97
26	01411-08207	STUD BOLT	8	
27	08316-10087	NUT	8	
28-1	09352-50903-600	HOSE, UPPER (5X9X600)	1	L:600→135
28-2	09352-50903-600	HOSE, LOWER (5X9X600)	1	L:600→270
29	09401-08411	CLIP	4	
30-1	09491-25014	JET, MAIN (125)	4	OPT
30-2	09491-26016	JET, MAIN (130)	4	OPT
30-3	09491-27007	JET, MAIN (137.5)	4	OPT
31	13510-94600	ROD, THROTTLE CONTROL	2	
32	13910-94701	REPAIR KIT, CARBURETOR	1	OPT,NOT SHOWN

FIG.7

FIG.7 ( B-11)

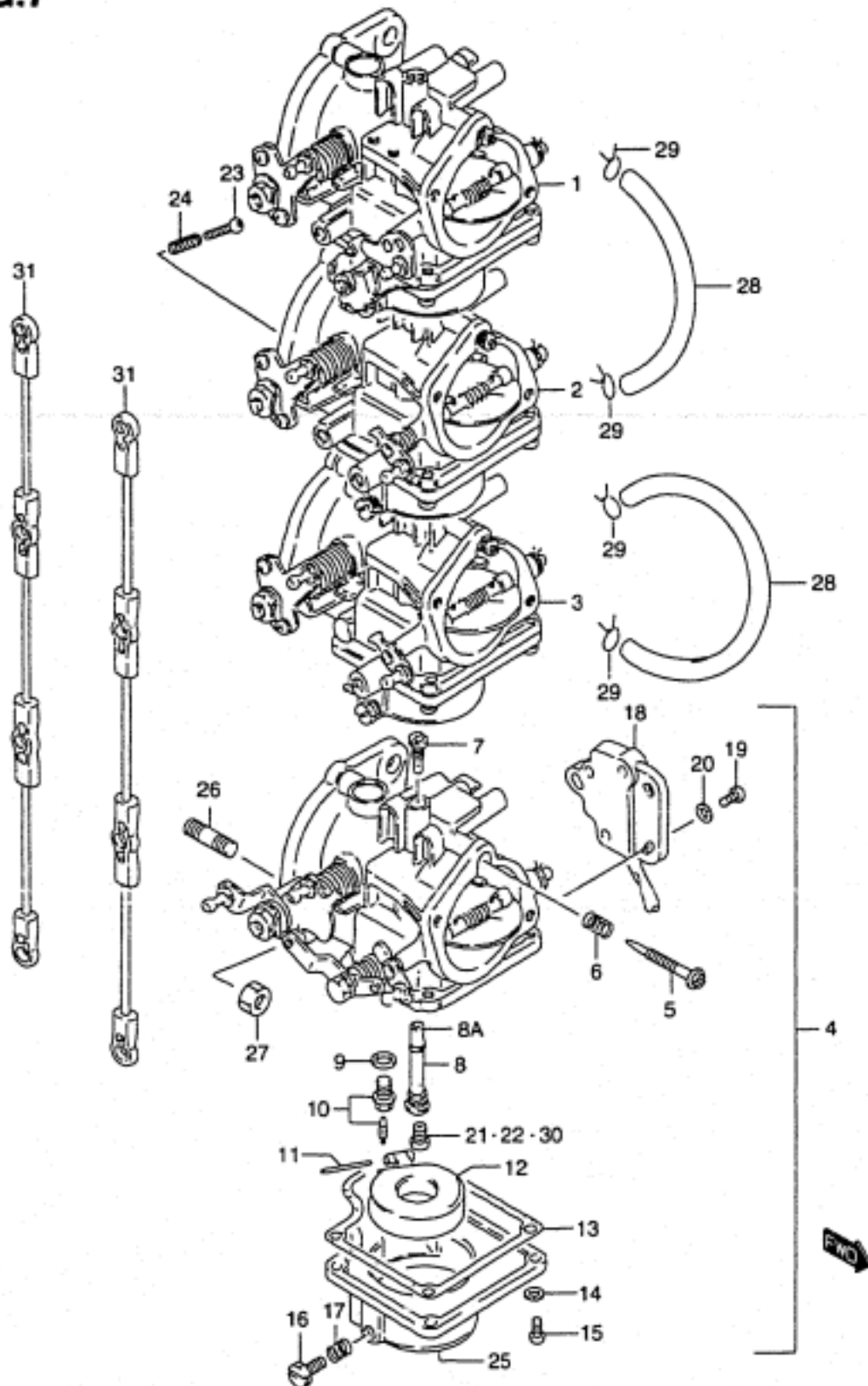
CARBURETOR (DT140 -MODEL.96)

QTY.



REF.NO.	PART NO.	DESCRIPTION	QTY.	REMARKS
1-1	13201-94660	CARBURETOR, TOP	1	MODEL:86-88
1-2	13201-946B4	CARBURETOR, TOP	1	MODEL:89-96
2-1	13202-94660	CARBURETOR, 2ND	1	MODEL:86-88
2-2	13202-946B4	CARBURETOR, 2ND	1	MODEL:89-96
3-1	13203-94660	CARBURETOR, 3RD	1	MODEL:86-88
3-2	13203-946B4	CARBURETOR, 3RD	1	MODEL:89-96
4-1	13204-94601	CARBURETOR, 4TH	1	-608910 →13204-94660 USED WITH 37810-94601,08321-21052, 08322-21052,09125-05046
4-2	13204-94660	CARBURETOR, 4TH	1	MODEL:86-88 608911-812886
4-3	13204-946B4	CARBURETOR, 4TH	1	MODEL:89-96
5	13269-95210	.ADJUSTOR	4	
6	13271-93311	.SPRING	4	
7-1	09492-80005	.JET, PILOT (80)	4	MODEL:86-88
7-2	09492-85001	.JET, PILOT (85)	4	MODEL:89-92
7-3	09492-80005	.JET, PILOT (80)	4	MODEL:93-96
8-1	13235-95210	.NOZZLE	4	MODEL:86-88
8-2	13236-94600	.NOZZLE, MAIN	4	MODEL:89-96
8A	13237-94400	.NOZZLE	4	
9	13392-58600	.GASKET, VALVE SEAT	4	
10	13370-28110	.VALVE, NEEDLE	4	
11	13254-98300	.PIN	4	
12	13250-93012	.FLOAT	4	
13	13251-95220	.GASKET	4	
14	08321-01057	.LOCK WASHER	16	
15	09125-05050	.SCREW	16	
16	13616-94500	.SCREW, DRAIN	4	
17	13271-93311	.SPRING	4	
18-1	37810-94601	.SENSOR ASSY, THROTTLE LEVER	1	4HT,MODEL:86-88
18-2	37810-95606	.SENSOR ASSY, THROTTLE LEVER	1	4HT,MODEL:89-96

FIG.7



REF.NO.	PART NO.	DESCRIPTION	QTY.	REMARKS
19	02112-04163	.SCREW	2	
20	08321-01043	.LOCK WASHER	2	
21-1	09491-31007	.JET, MAIN (157.5)	1	TOP/MODEL:86-88
21-2	09491-31014	.JET, MAIN (155)	1	2ND/MODEL:86-88
21-3	09491-32008	.JET, MAIN (162.5)	1	3RD/MODEL:86-88
21-4	09491-31014	.JET, MAIN (155)	1	4TH/MODEL:86-88
22-1	09491-30010	.JET, MAIN (150)	4	TOP/2ND/3RD/4TH MODEL:89-96 -651314
22-2	09491-32013	.JET, MAIN (160)	4	651315-
23	13534-95D00	.SCREW	1	
24	13268-96111	.SPRING	1	
25	13245-95210	.CHAMBER ASSY, FLOAT	4	
26	01411-08207	STUD BOLT	8	
27	08316-10087	NUT	8	
28	09352-50903-600	HOSE, FUEL	2	L:600→135,UPPER L:600→270,LOWER
29	09401-08411	CLIP, FUEL HOSE	4	
30-1	09491-29006	JET, MAIN (145)	1	OPT
30-2	09491-29010	JET, MAIN (147.5)	1	OPT
30-3	09491-30009	JET, MAIN (152.5)	1	OPT
30-4	09491-32013	JET, MAIN (160)	1	OPT
30-5	09491-33007	JET, MAIN (167.5)	1	OPT
31	13510-94600	ROD, THROTTLE CONTROL	2	
32	13910-94400	REPAIR KIT, CARBURETOR	1	OPT.NOT SHOWN

**FIG.8**

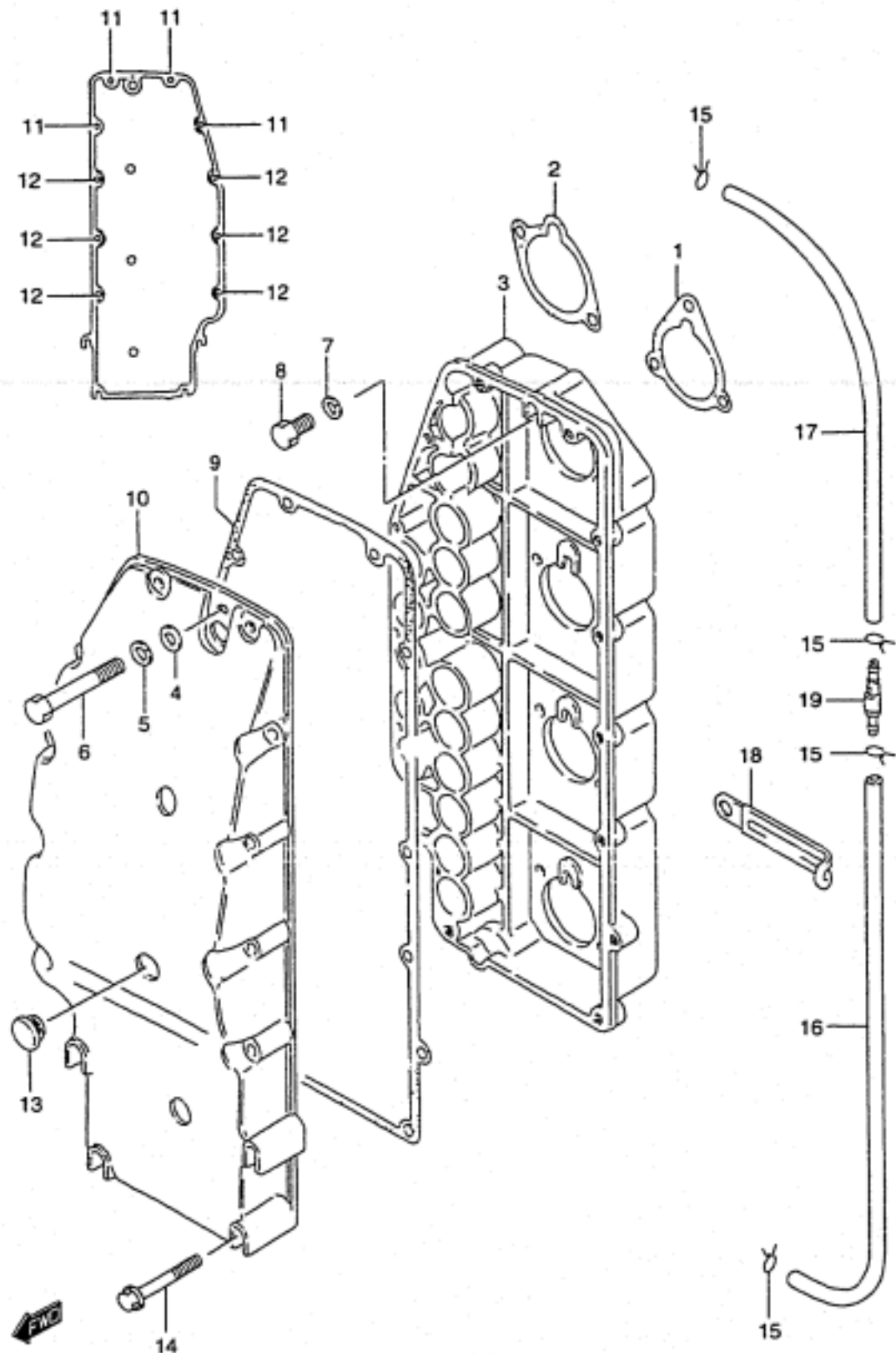


FIG.8 ( B-13)

SILENCER (\*)

REF.NO.	PART NO.	DESCRIPTION	QTY.	REMARKS
1	13855-93310	GASKET, SILENCER	4	DT115
2	13855-95210	GASKET, SILENCER	4	DT140
3-1	13811-94611	CASE, SILENCER	1	DT115
3-2	13811-94601	CASE, SILENCER	1	DT140
4	08322-01067	WASHER	1	
5	08321-01067	LOCK WASHER	1	
6	01107-06657	BOLT	1	
7-1	08321-01067	LOCK WASHER	11	DT115
7-2	08321-01067	LOCK WASHER	8	DT140
8-1	01550-06167	BOLT	11	DT115
8-2	01550-06167	BOLT	8	DT140
9	13853-94510	GASKET, SILENCER COVER	1	
10	13812-94504	COVER, SILENCER	1	
11	02142-05207	SCREW	4	
12	02142-05357	SCREW	6	
13	09250-15010	PLUG (D1:15,D2:19)	4	
14	01550-05457	BOLT	4	
15	09401-06405	CLIP	4	
16	09355-30705-600	HOSE (3.1X6.8X600)	1	L:600→400
17	09355-30705-600	HOSE (3.1X6.8X600)	1	L:600→120
18	09404-08420	CLAMP (L:137)	1	
19	16710-95211	CHECK VALVE	1	

(\*) : DT115 : -231514  
DT140 : -231403

REFER TO FIG.9 (B-14) FOR DT115:231515-  
DT140:231404-

**FIG.9**

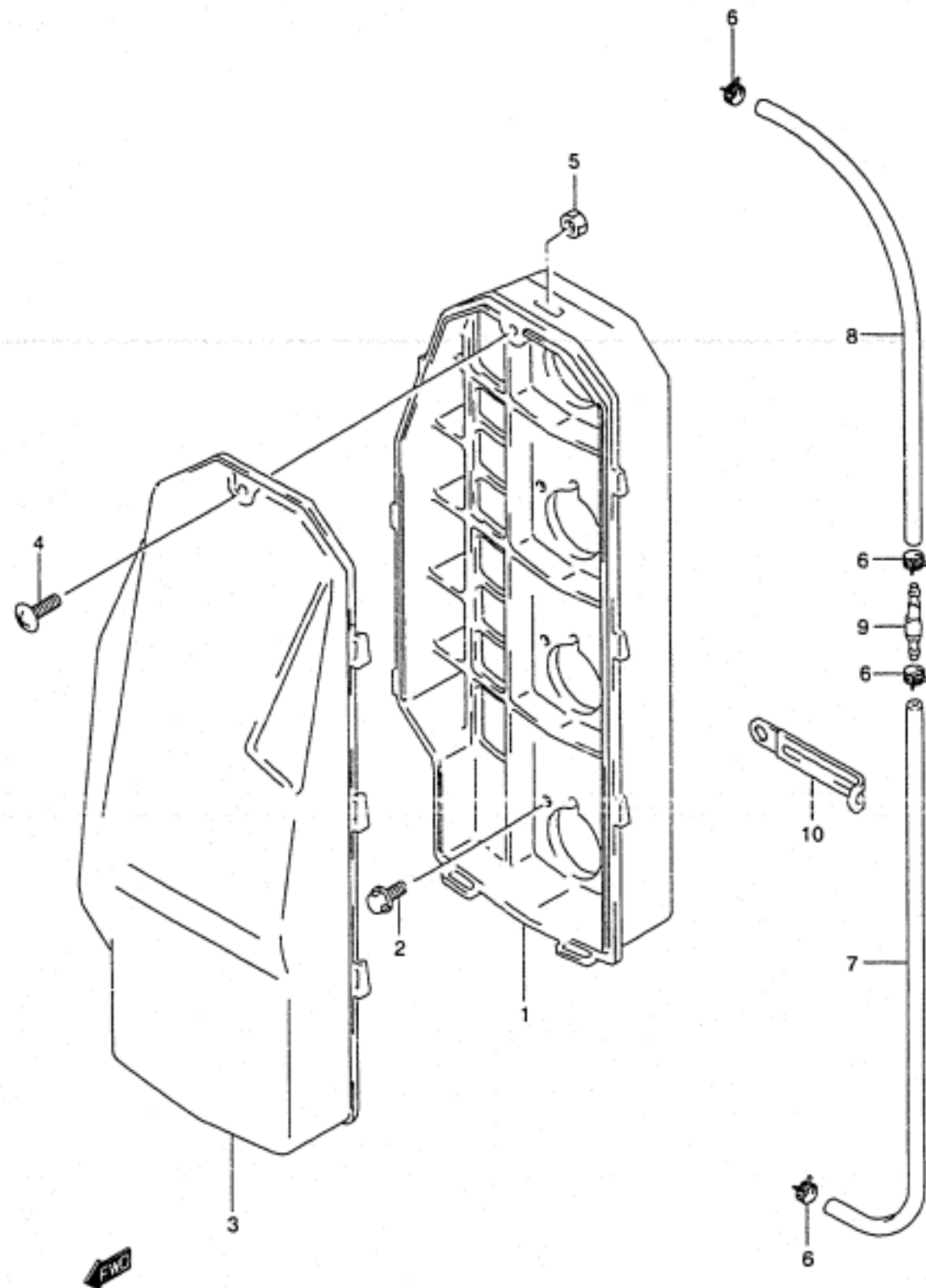


FIG.9 ( B-14)

SILENCER CASE (PLASTIC)(\*)

REF.NO.	PART NO.	DESCRIPTION	QTY.	REMARKS
1-1	13811-94611	CASE, SILENCER	1	DT115
1-2	13811-94601	CASE, SILENCER	1	DT140
2-1	09116-06160	BOLT	12	DT115
2-2	09116-06160	BOLT	8	DT140
3	13812-94601	COVER, SILENCER	1	DT115/140
4	09125-06095	SCREW (6X25)	1	DT115/140
5	08310-00067	NUT	1	DT115/140
6	09401-06405	CLIP (ID:6.8)	4	DT115/115S/140
7	09355-30705-600	HOSE (3X7X600)	1	L:600→400
8	09355-30705-600	HOSE (3X7X600)	1	L:600→120
9	16710-95211	CHECK VALVE	1	
10	09404-08205	CLAMP (L:45)	1	

(\*) : DT115 : 231515~ MODEL: 97  
 DT140 : 231404~ MODEL: 96  
 DT140 ~MODEL:96

**FIG.9A**

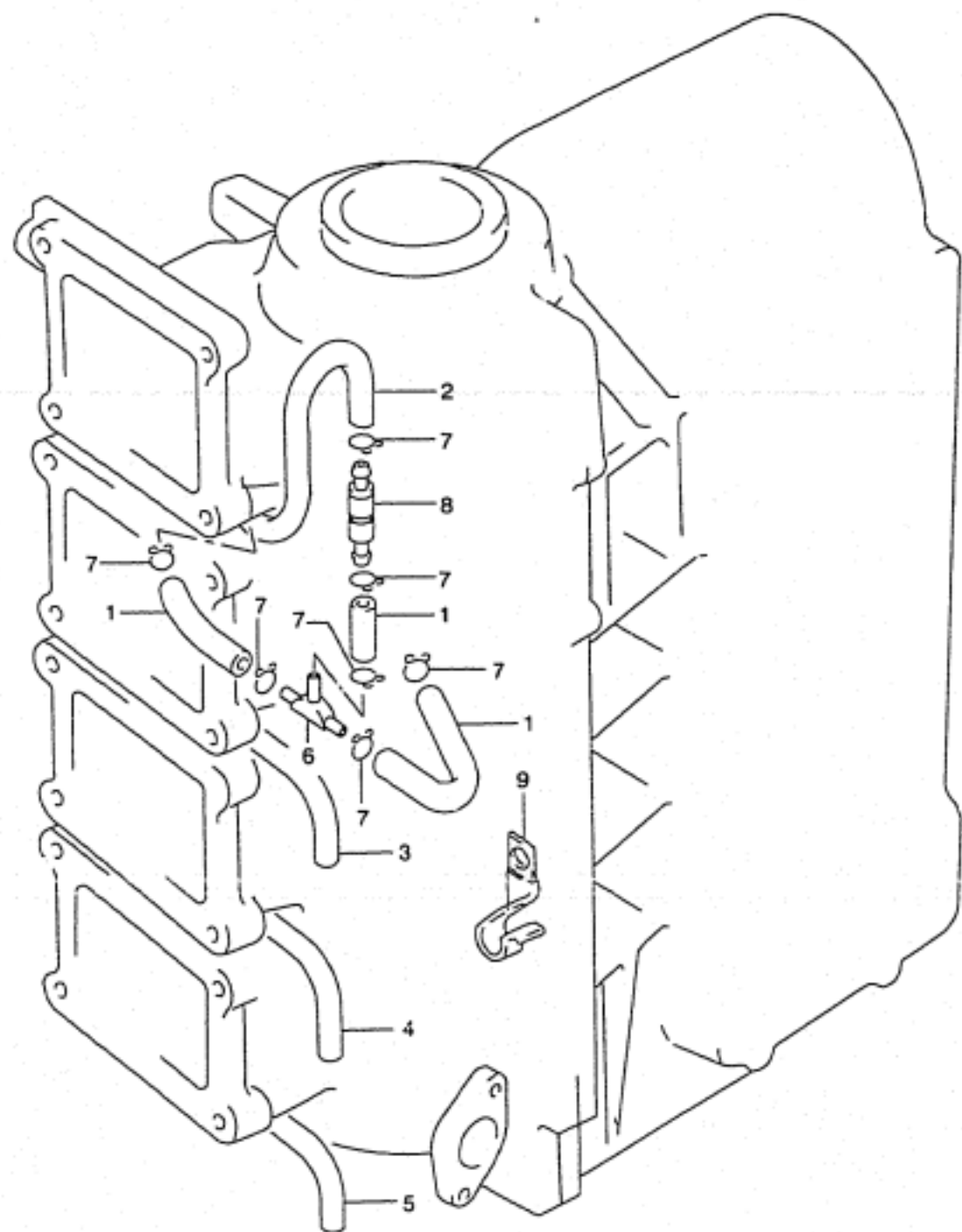


FIG.9A ( C-2) LUBRICATION HOSE (DT115S -MODEL:96)

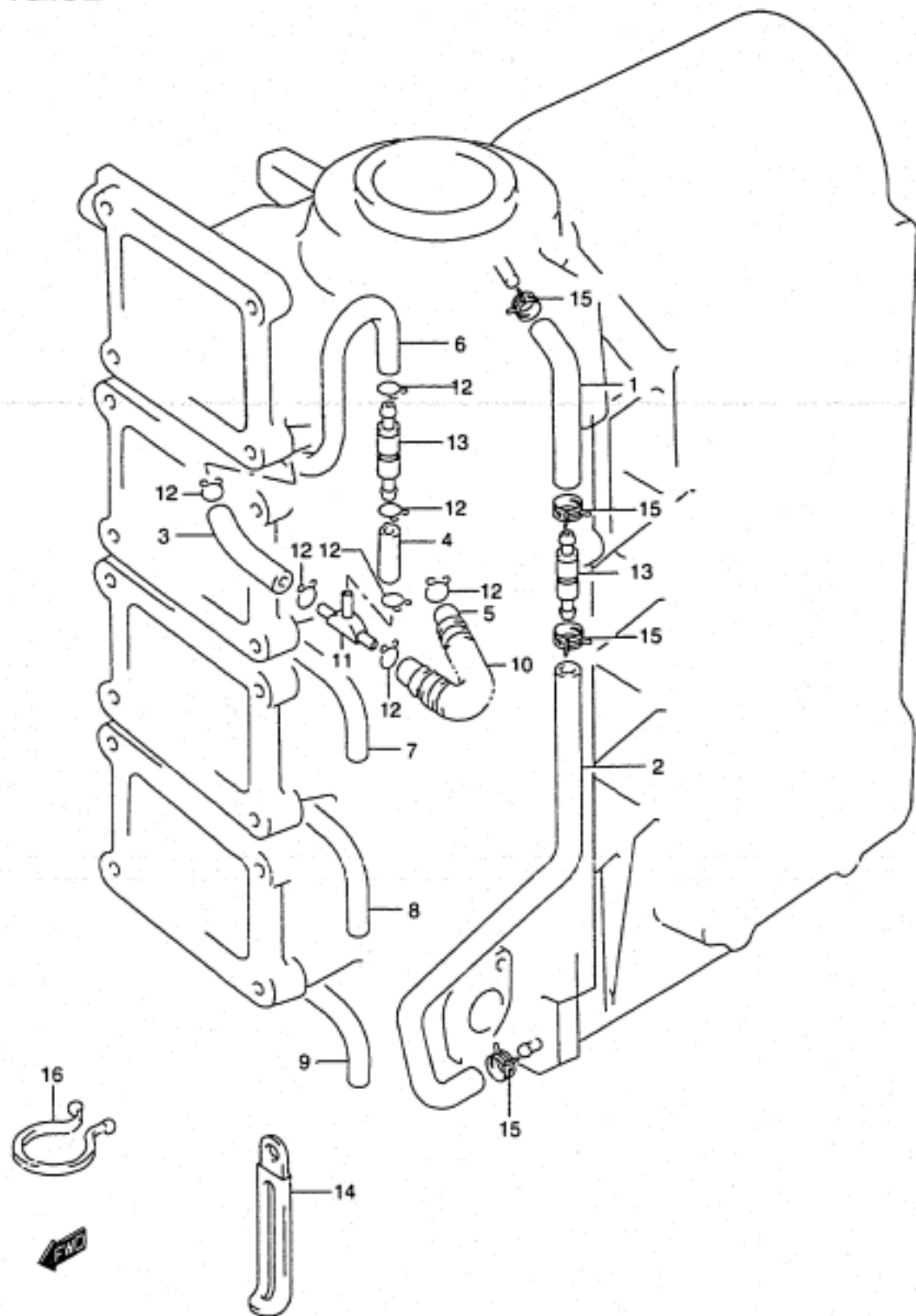
REF.NO.	PART NO.	DESCRIPTION	QTY.	REMARKS
1	09355-35755-600	HOSE, LUBRICATION	12	L:600→50
2	09355-35755-600	HOSE, LUBRICATION	1	L:600→320
3	09355-35755-600	HOSE, LUBRICATION	1	L:600→400
4	09355-35755-600	HOSE, LUBRICATION	1	L:600→480
5	09355-35755-600	HOSE, LUBRICATION	1	L:600→560
6	09367-04002	3 WAY	4	
7	09401-07101	CLIP	32	
8	16710-95211	VALVE, CHECK	4	
9	09403-12308	CLAMP	2	

REFER TO FIG.9B (C-3) FOR DT115S/140EFI (MODEL:97-01)



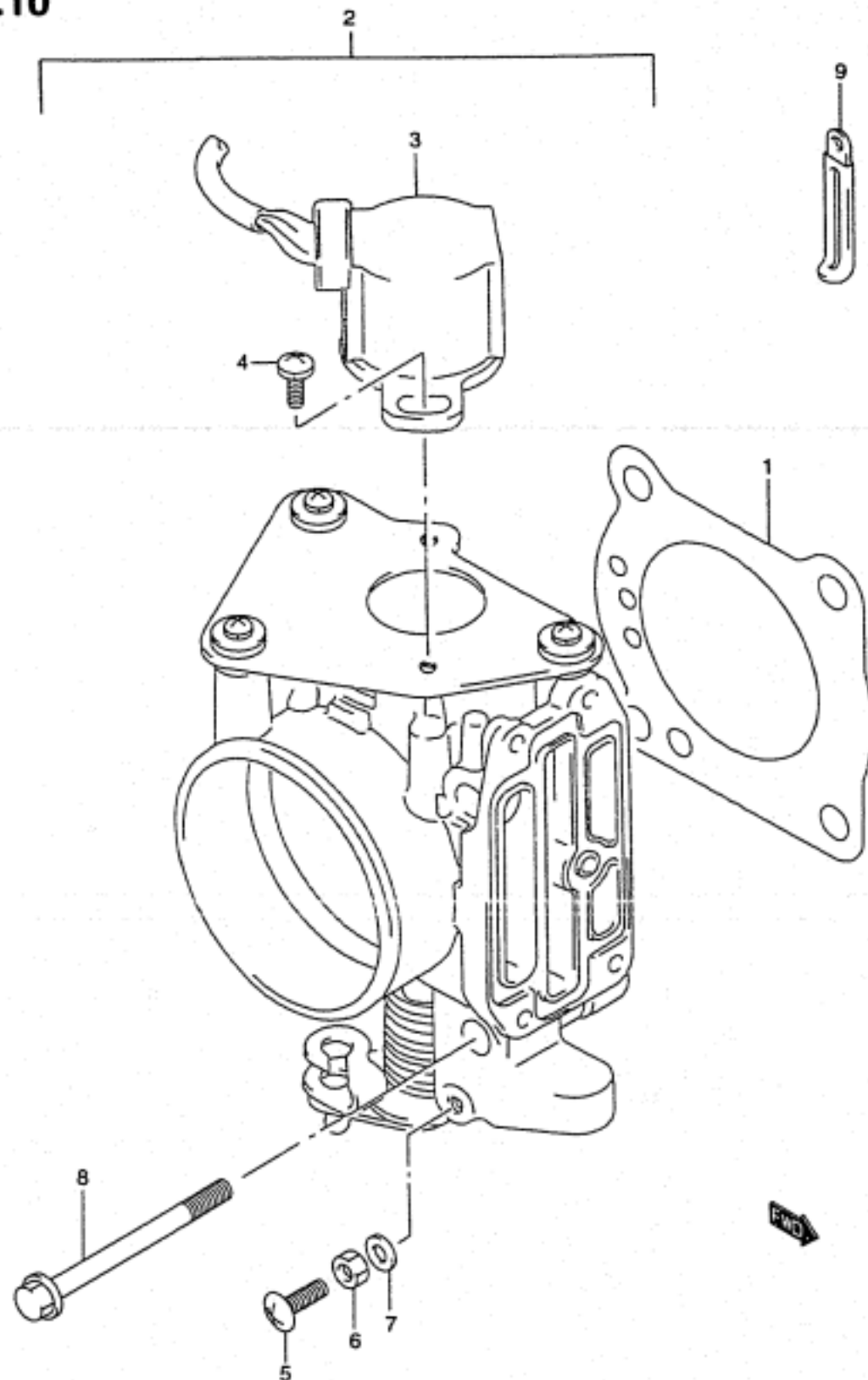


FIG.9B



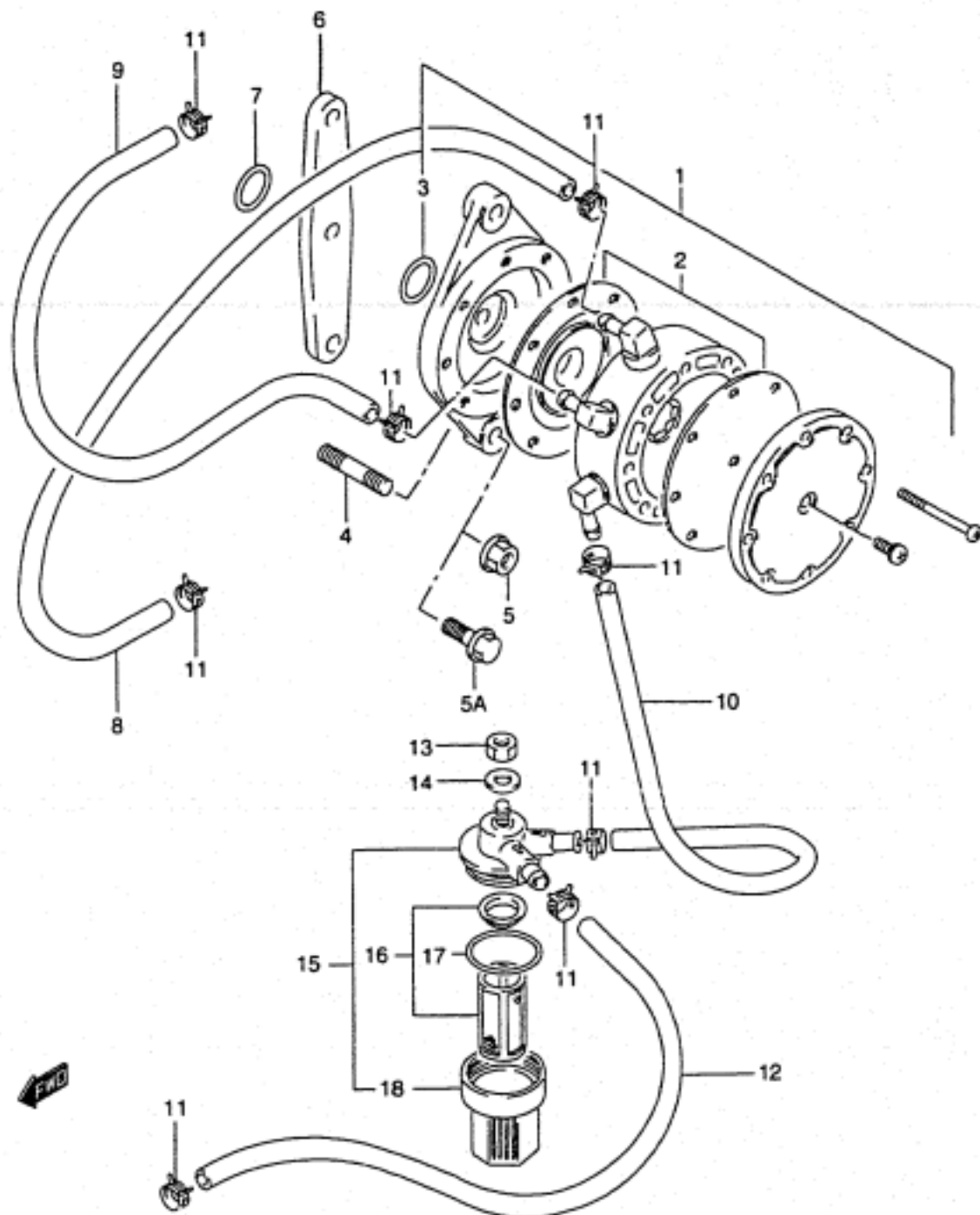
REF.NO.	PART NO.	DESCRIPTION	QTY.	REMARKS
1	09355-30705-600	HOSE, LUBRICATION NO.1	1	L:600→120
2	09355-30705-600	HOSE, LUBRICATION NO.2	1	L:600→400
3	09355-35755-600	HOSE, LUBRICATION NO.3	4	L:600→30
4	09355-35755-600	HOSE, LUBRICATION NO.4	4	L:600→50
5	09355-35755-600	HOSE, LUBRICATION NO.5	4	L:600→90
6	09355-35755-600	HOSE, LUBRICATION NO.6	1	L:600→380
7	09355-35755-600	HOSE, LUBRICATION NO.7	1	L:600→440
8	09355-35755-600	HOSE, LUBRICATION NO.8	1	L:600→520
9	09355-35755-600	HOSE, LUBRICATION NO.9	1	L:600→560
10	16911-92E20	PROTECTOR	1	L:540→65
11	09367-04010	3 WAY	4	
12	09401-07101	CLIP	32	
13	16710-95211	VALVE, CHECK	5	
14-1	09404-08207	CLAMP (L:97)	2	
14-2	09404-08205	CLAMP (L:62)	1	
15	09401-06405	CLIP	4	
16	09408-00024	CLIP	1	

FIG.10



REF.NO.	PART NO.	DESCRIPTION	QTY.	REMARKS
1	13125-94900	GASKET, THROTTLE BODY	1	
2-1	13300-94900	BODY ASSY, THROTTLE	1	DT115S,MODEL 96-01
2-2	13300-94910	BODY ASSY, THROTTLE	1	DT140EFI,MODEL 97-01
3	37810-94900	.SENSOR, THROTTLE VALVE	1	
4	13381-94900	.SCREW, THROTTLE SENSOR	3	
5	13391-94900	.SCREW, ADJUST	1	
6	09140-05005	.NUT	1	
7	09160-05029	.WASHER	3	
8	01550-08557	BOLT	4	
9	09404-08205	CLAMP	1	

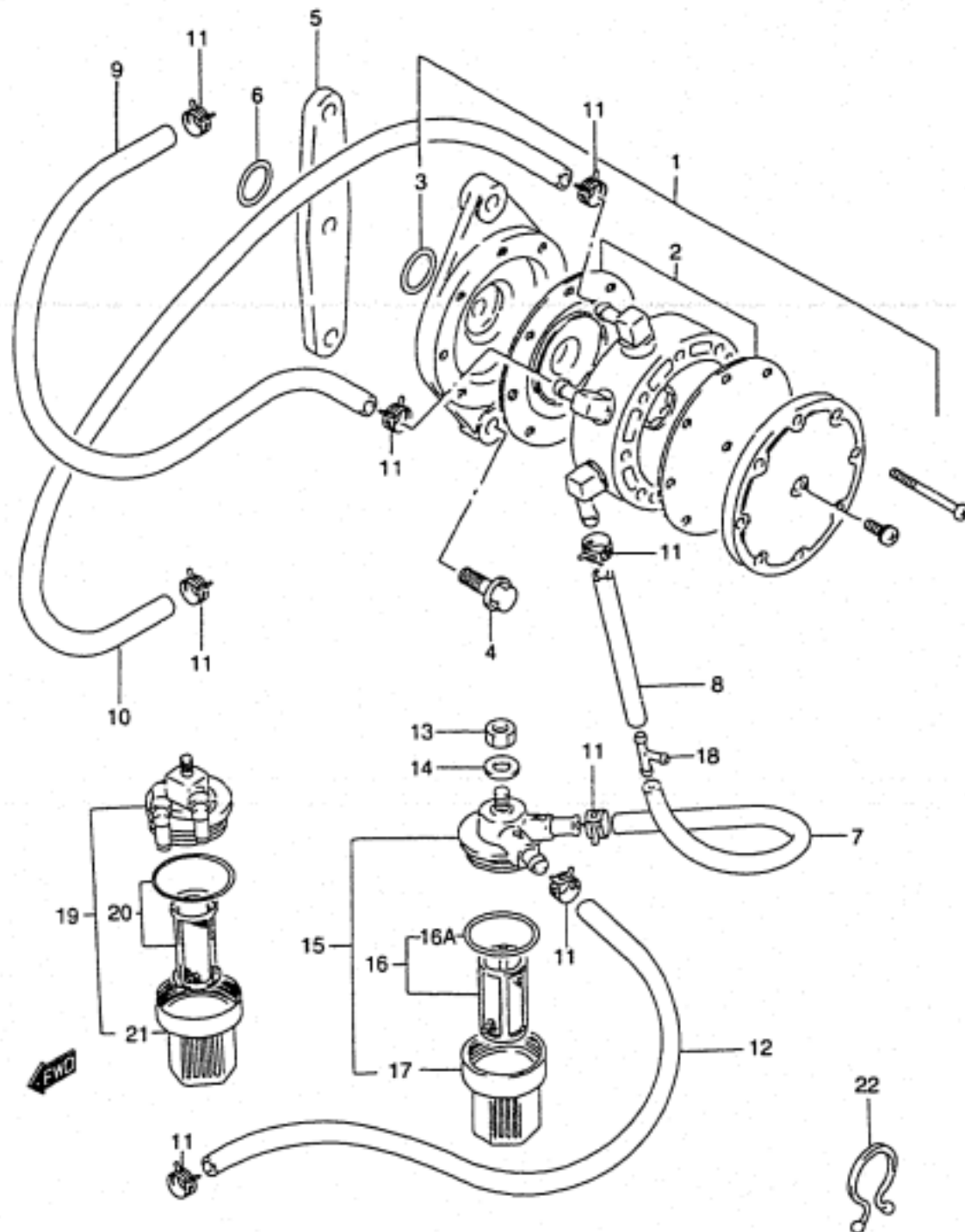
FIG.11



REF.NO.	PART NO.	DESCRIPTION	QTY.	REMARKS
1	15100-94603	PUMP ASSY, FUEL	1	
2	15100-72812	.DIAPHRAGM SET	1	
3	15165-93010	.O RING	1	
4	01421-06307	STUD BOLT	2	-MODEL:90
5	08316-10067	NUT	2	-MODEL:90
5A	01550-06307	BOLT	2	MODEL:91-94
6	15322-93000	INSULATOR	1	
7	09280-12012	O RING (ID:11.8,DD:2.40)	1	09280-12005
8	09355-70125-600	HOSE	1	L:600→390,PUMP→CARB
9	09355-70125-600	HOSE	1	L:600→280,PUMP→CARB
10	09355-70125-600	HOSE	1	L:600→200,FILTER→PUMP
11-1	09401-11403	CLIP	8	
11-2	09401-11407	CLIP (ID:11.6)	8	MODEL:91-94
12	09355-70125-600	HOSE	1	L:600→230 CONNECTOR→FILTER
13	08310-00087	NUT	1	
14	08322-01087	WASHER	1	MODEL:94
15-1	15410-95530	FILTER, FUEL	1	→15410-95540
15-2	15410-95531	FILTER, FUEL	1	→15410-95540
16-1	15430-93410	.STRAINER SET	1	FOR 15410-95530
16-2	15430-93411	.STRAINER SET	1	FOR 15410-95531
17	15415-93400	.O RING	1	
18	15413-93400	.CUP	1	

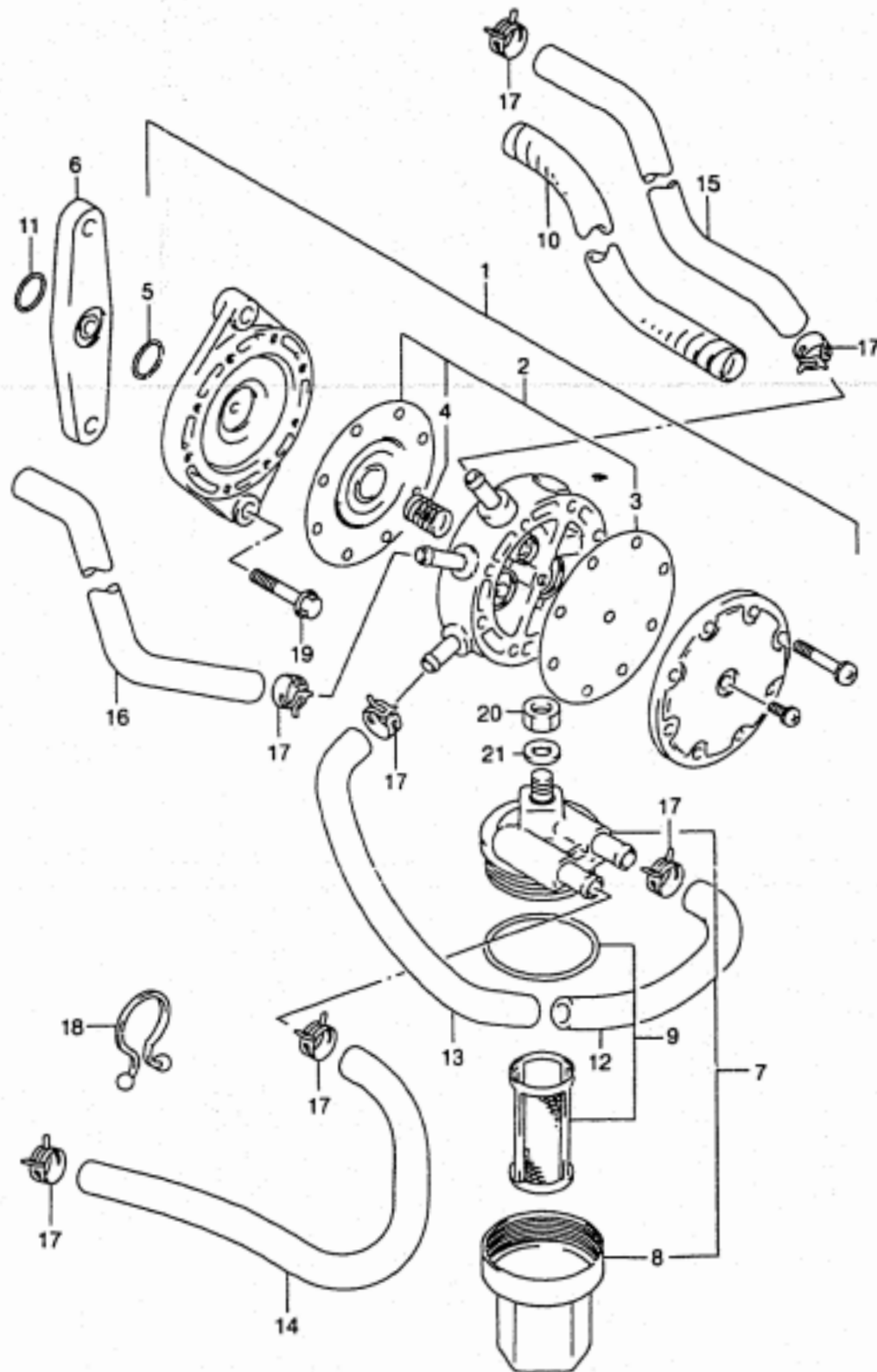
REFER TO FIG.12 (C-6) FOR MODEL:95,96  
 REFER TO FIG.12A(C-7) FOR DT115 MODEL:97  
 REFER TO FIG.13 (C-8) FOR DT115S/140EFI

FIG.12



REF.NO.	PART NO.	DESCRIPTION	QTY.	REMARKS
1	15100-94603	PUMP ASSY, FUEL	1	
2	15100-72812	.DIAPHRAGM SET	1	
3	15165-93010	.O RING	1	
4	01550-06307	BOLT	2	
5	15322-93000	INSULATOR	1	
6	09280-12012	O RING (ID:11.8,DD:2.40)	1	
7-1	09355-70125-600	HOSE (7X12X600)	1	L:600→200,FILTER→3 WAY
7-2	09355-70125-600	HOSE	1	L:600→40 MODEL:96
8-1	09355-70125-600	HOSE (7X12X600)	1	L:600→40,3 WAY→PUMP
8-2	09355-70125-600	HOSE	1	L:600→200 MODEL:96
9	09355-70125-600	HOSE (7X12X600)	1	L:600→280,PUMP→CARB
10	09355-70125-600	HOSE (7X12X600)	1	L:600→390,PUMP→CARB
11	09401-11407	CLIP (ID:11.6)	10	
12	09355-70125-600	HOSE	1	L:600→230 CONNECTOR→FILTER
13	08310-00087	NUT	1	
14	08322-01087	WASHER	1	
15	15410-95531	FILTER, FUEL	1	→15410-95540
16	15430-93411	.STRAINER SET	1	
16A	15415-93400	.O RING	1	
17	15413-93400	.CUP	1	
18	09367-08005	3 WAY	1	
19	15410-95540	FILTER, FUEL	1	DT115 581617- DT140 581497-
20	15430-87D10	.ELEMENT SET	1	
21	15413-87D10	.CUP	1	
22	09408-00024	CLIP	1	MODEL:96

FIG.12A



REF.NO.	PART NO.	DESCRIPTION	QTY.	REMARKS
1	15100-94610	PUMP ASSY, FUEL	1	
2	15100-72812	.DIAPHRAGM SET	1	
3	15142-68010	..GASKET, FUEL PUMP	1	
4	15182-68011	..SPRING	1	
5	15165-93010	..O RING	1	
6	15322-93000	INSULATOR	1	
7	15410-95540	FILTER, FUEL	1	
8	15413-87D10	..CUP	1	
9	15430-87D10	..ELEMENT SET	1	
10	16911-92E20	PROTECTOR	2	L:540→145
11	09280-12012	O RING	1	
12	09355-70125-600	HOSE, FUEL (FILTER TO 3-WAY)	1	L:600→40
13	09355-70125-600	HOSE, FUEL (3-WAY TO PUMP)	1	L:600→160
14	09355-70125-600	HOSE, FUEL (CONN TO FILTER)	1	L:600→230
15	09355-70125-600	HOSE, FUEL (PUMP TO CARB)	1	L:600→320
16	09355-70125-600	HOSE, FUEL (PUMP TO CARB)	1	L:600→400
17	09401-11407	CLIP	10	
18	09408-00024	CLIP	1	
19	01550-06307	BOLT	2	
20	08310-00087	NUT	1	
21	08322-01087	WASHER	1	

**FIG.13**

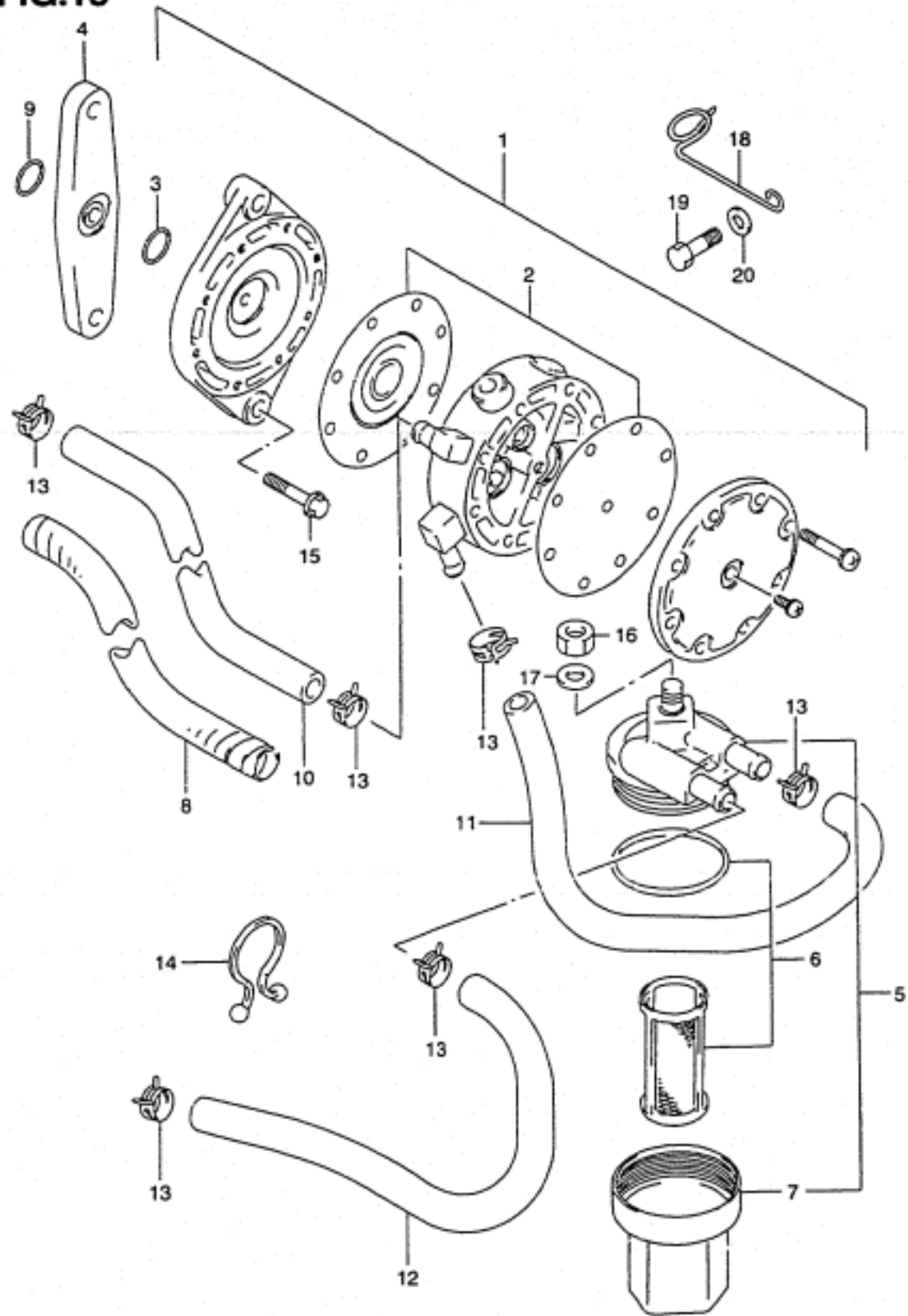


FIG.13 ( C-8)

FUEL PUMP (DT115S/140EFI)

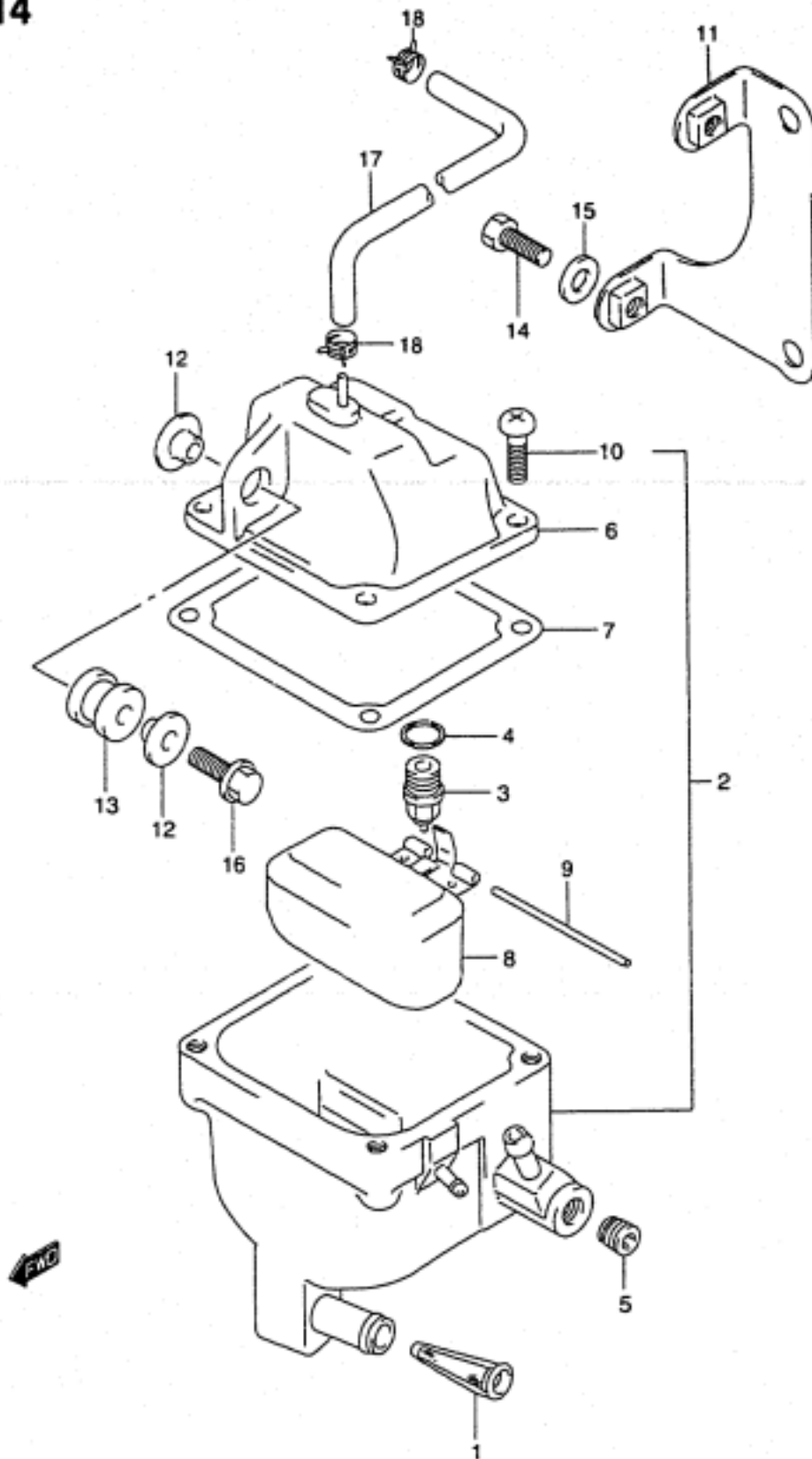
REF.NO.	PART NO.	DESCRIPTION	QTY.	REMARKS
1	15100-94910	PUMP ASSY, FUEL	1	
2	15100-72812	.DIAPHRAGM SET	1	
3	15165-93010	.O RING	1	
4	15322-93000	INSULATOR, FUEL PUMP	1	
5	15410-95540	FILTER ASSY, FUEL	1	
6	15430-87D10	.ELEMENT SET	1	
7	15413-87D10	.CUP	1	
8	16911-92E20	PROTECTOR	1	L:540→350
9	09280-12012	O RING (D:2.4 ID:11.8)	1	
10	09355-70125-600	HOSE (PUMP TO SEPARATOR)	1	L:600→400
11	09355-70125-600	HOSE (FILTER TO PUMP)	1	L:600→200
12	09355-70125-600	HOSE (CONN TO FILTER)	1	L:600→230
13	09401-11407	CLIP	6	
14	09408-00024	CLIP	1	
15	01550-06307	BOLT	2	
16	08310-C0087	NUT	1	
17	08322-01087	WASHER	1	
18	65793-94600	HOLDER, FUEL HOSE	1	MODEL:99-01
19	09100-08215	BOLT (8X16)	1	MODEL:99-01
20	09160-08082	WASHER (8.5X16X1.2)	1	MODEL:99-01

FIG.14

FIG.14 ( C-9)

FUEL VAPOR SEPARATOR (DT115S/140EFI)

QTY.



REF.NO.	PART NO.	DESCRIPTION	QTY.	REMARKS
1	15412-92E00	FILTER, SUCTION	1	
2-1	15600-94900-0ED	SEPARATOR ASSY, FUEL VAPOR	1	
2-2	15600-94901-0ED	SEPARATOR ASSY, FUEL VAPOR	1	MODEL:99-01
3	13370-92E00	.VALVE ASSY, NEEDLE	1	
4	13392-16600	.GASKET, NEEDLE VALVE	1	
5	09246-05006	.PLUG	1	
6	15620-94900-0ED	.COVER, FUEL VAPOR SEPARATOR	1	
7	15626-92E12	.GASKET, COVER	1	
8	15650-87D00	.FLOAT	1	
9	15654-92E00	.PIN, FLOAT	1	
10	02112-06167	.SCREW	4	
11	15670-94901	BRACKET, VAPOR SEPARATOR	1	
12	09169-06067	WASHER	4	
13	09320-09039	CUSHION	2	
14	01500-08207	BOLT	2	
15	09160-08054	WASHER	2	
16	01550-06257	BOLT	2	
17	09355-35755-600	HOSE	1	L:600→380
18	09401-06405	CLIP	2	

COLOR : 0ED (GRAY)

**FIG.15**

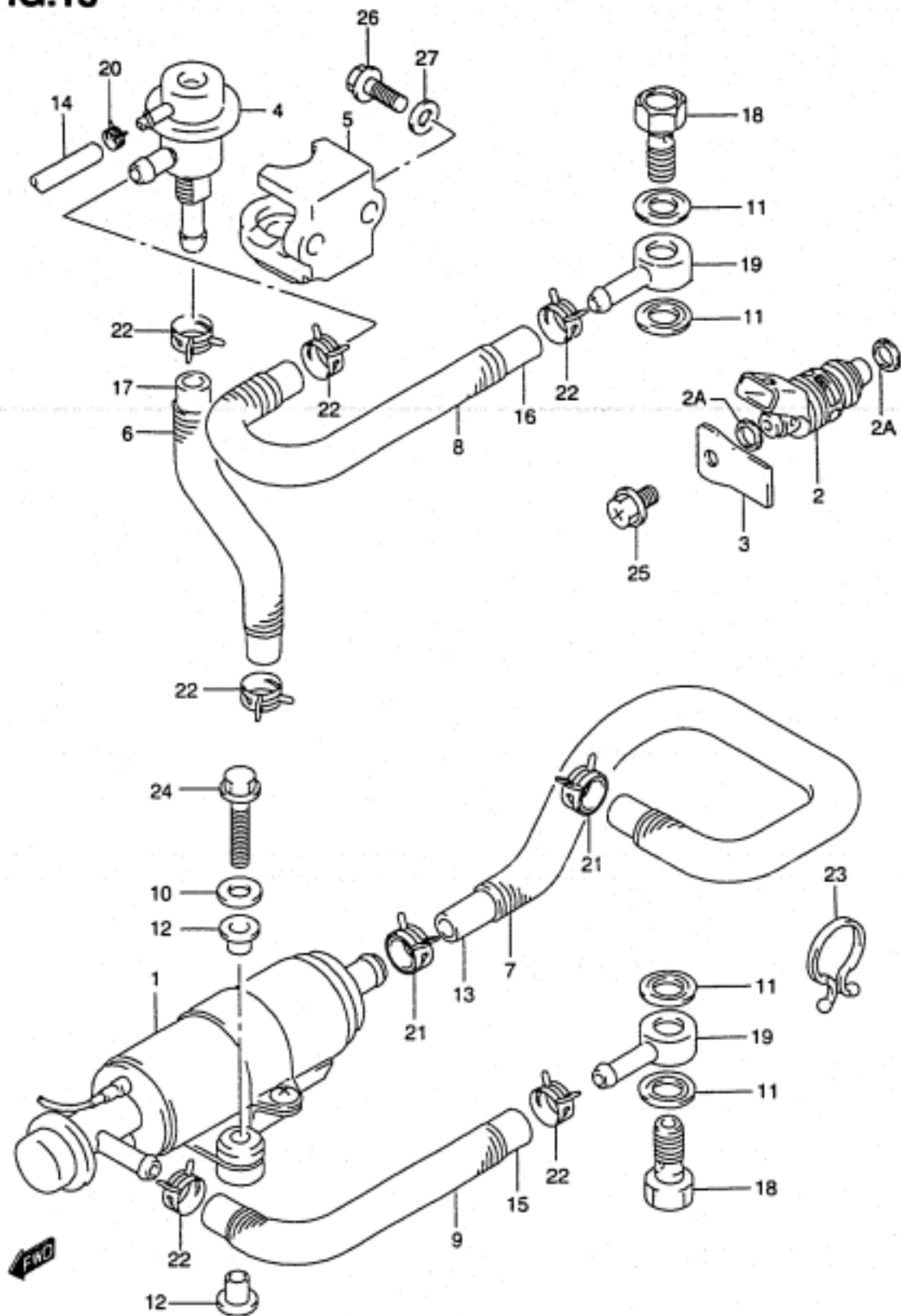


FIG.15 ( C-10)

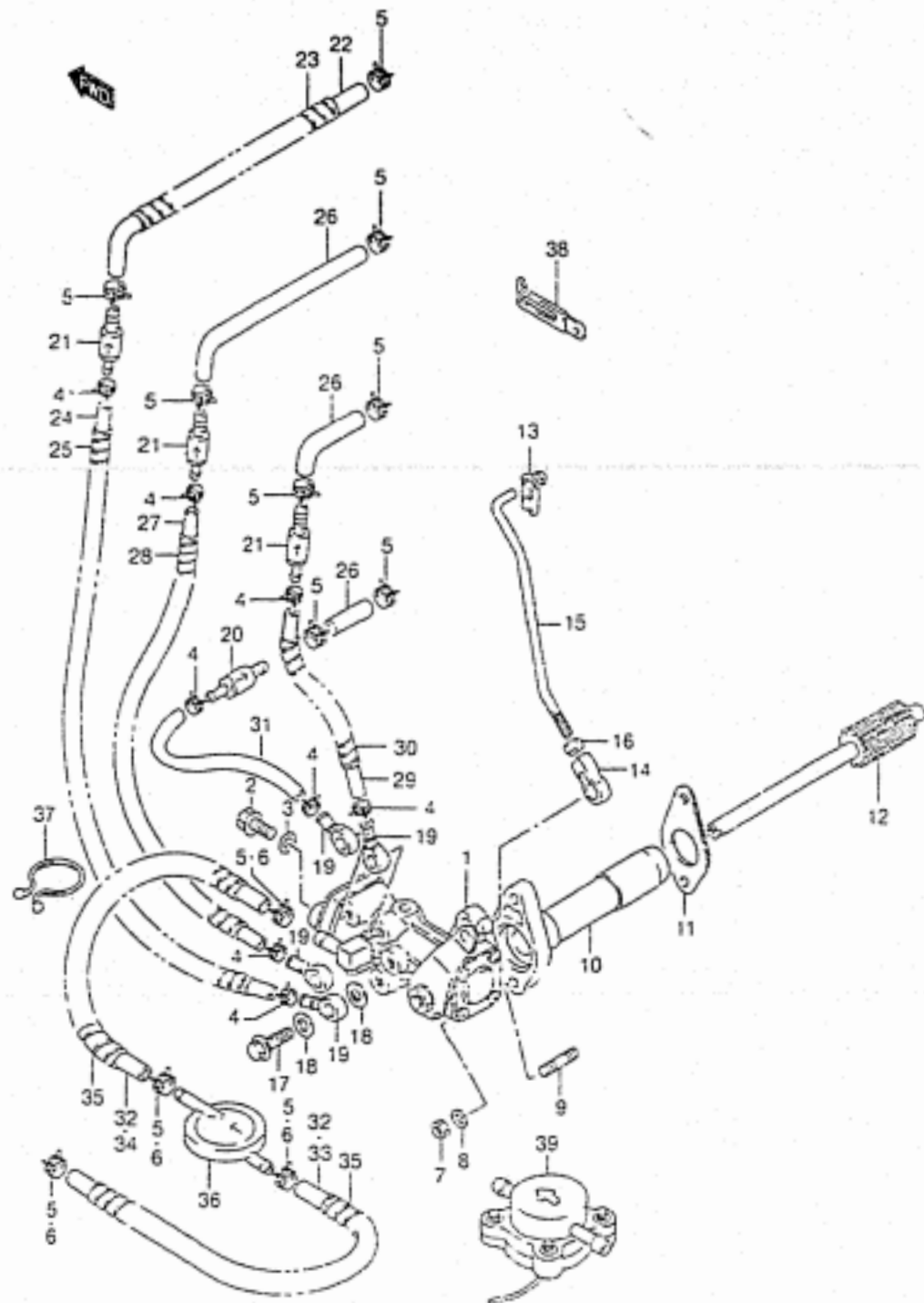
FUEL INJECTOR (DT115S/140EFI)

REF.NO.	PART NO.	DESCRIPTION	QTY.	REMARKS
1	15100-94900	PUMP ASSY, FUEL	1	
2	15710-94900	INJECTOR ASSY, FUEL	4	
2A	15751-94900	INSULATOR, FUEL INJECTION	8	
3	15741-94900	STOPPER, FUEL INJECTOR	4	
4	15760-92E01	REGULATOR, FUEL PRESSURE	1	
5	15765-8PD20	HOLDER, FUEL PRESS RGLTR	1	
6	16911-92E20	PROTECTOR	1	L:540→310
7	16911-94900	PROTECTOR (L:480)	1	
8	16911-92E20	PROTECTOR	1	L:540→180
9	16911-92E20	PROTECTOR	1	L:540→145
10	09160-06084	WASHER	2	
11	09168-12013	GASKET	4	
12	09169-06062	WASHER	6	
13	09354-10173-600	HOSE, FUEL (SEPARATOR TO PUMP)	1	L:600→560
14	09355-35755-600	HOSE, RGLTR	1	L:600→380
15	09356-75137-600	HOSE, FUEL (PUMP TO INJECTOR)	1	L:600→170
16	09356-75137-600	HOSE, FUEL (INJECTOR TO RGLTR)	1	L:600→190
17	09356-75137-600	HOSE, FUEL (RGLTR TO SEPARATOR)	1	L:600→310
18	09360-12008	BOLT, UNION	2	
19	09363-08004	UNION, FUEL	2	
20	09401-06405	CLIP	2	
21	09401-18404	CLIP	2	
22	09401-11414	CLIP	6	
23	09408-00024	CLAMP	1	
24	01550-06357	BOLT	2	
25	02162-06127	BOLT	4	
26	02162-06257	BOLT	2	
27	09160-06084	WASHER	2	



FIG.16

FIG.16 ( C-11) OIL PUMP (-MODEL:94)



QTY.

REMARKS

REF.NO.	PART NO.	DESCRIPTION	QTY.	REMARKS
1-1	16100-94615	PUMP ASSY, OIL	1	DT115
1-2	16100-94605	PUMP ASSY, OIL	1	DT140:011729-
2	16191-94600	.BOLT, AIR VENT	1	
3	16192-94600	.WASHER, AIR VENT	1	
4	09401-06405	CLIP	8	ID:6.8
5-1	09401-08409	CLIP	12	ID:7.8,MODEL:86-90
5-2	09401-08409	CLIP	8	ID:7.8,MODEL:91-94
6	09401-08411	CLIP	4	ID:8.6,MODEL:91-94
7	08310-00067	NUT	2	
8	09162-06006	LOCK WASHER (6.1X12.2X1.5)	2	
9	01421-06257	STUD BOLT	2	
10	16340-94610	RETAINER, DRIVEN GEAR	1	
11	16731-95520	GASKET	1	
12	16331-94601	GEAR, DRIVEN	1	
13	09209-05017	PIN	1	
14	19131-95502	CONNECTOR	1	
15-1	16411-94611	ROD, CONTROL	1	DT115
15-2	16411-94601	ROD, CONTROL	1	DT140
16	09140-05005	NUT	1	
17	09360-06012	BOLT (6X18)	4	
18	09168-06023	GASKET (5.8X13X1.2)	8	
19	09363-02002	UNION, OUTLET	4	
20	16710-92E01	CHECK VALVE	1	TYPE:SINGLE
21	16710-94641	CHECK VALVE	3	TYPE:DOUBLE
22	09351-50803-00A	HOSE (5X8X1000)	1	L:1000→100
23	16911-92E20	PROTECTOR	1	L:540→90
24-1	09351-25703-600	HOSE (2.5X7X600)	1	L:600→350,MODEL:86-90
24-2	09355-25705-600	HOSE (2.5X7X600)	1	L:600→350,MODEL:91-94
25	16911-92E20	PROTECTOR	1	L:540→340
26	09351-50803-00A	HOSE (5X8X1000)	3	L:1000→45

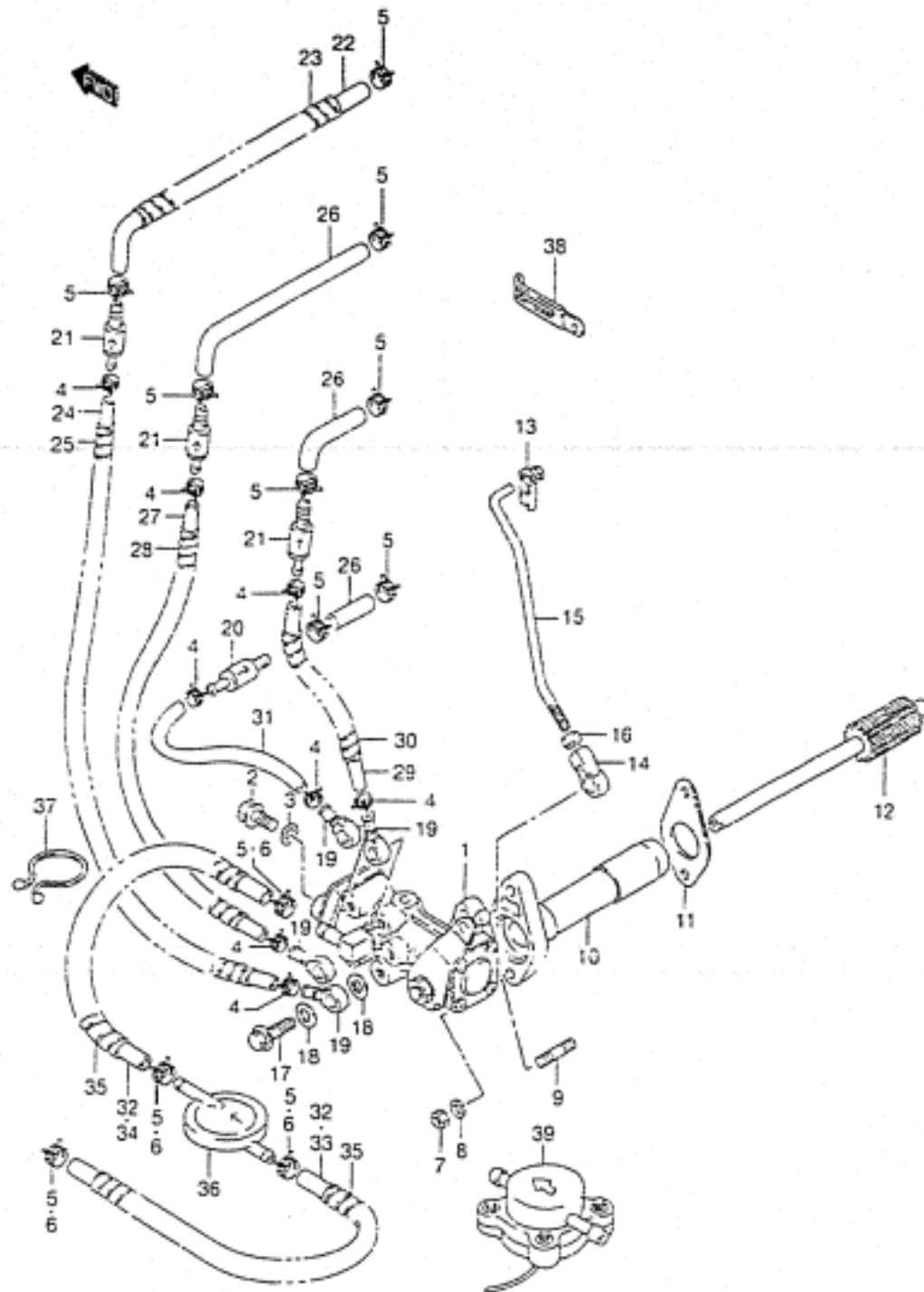
REFER TO FIG.17 (C-13) FOR MODEL:95-97  
REFER TO FIG.18 (C-14) FOR DT115S/140EF1

DT115/140 E03\_016  
OIL PUMP(-94)

FIG.16

FIG.16 ( C-12)

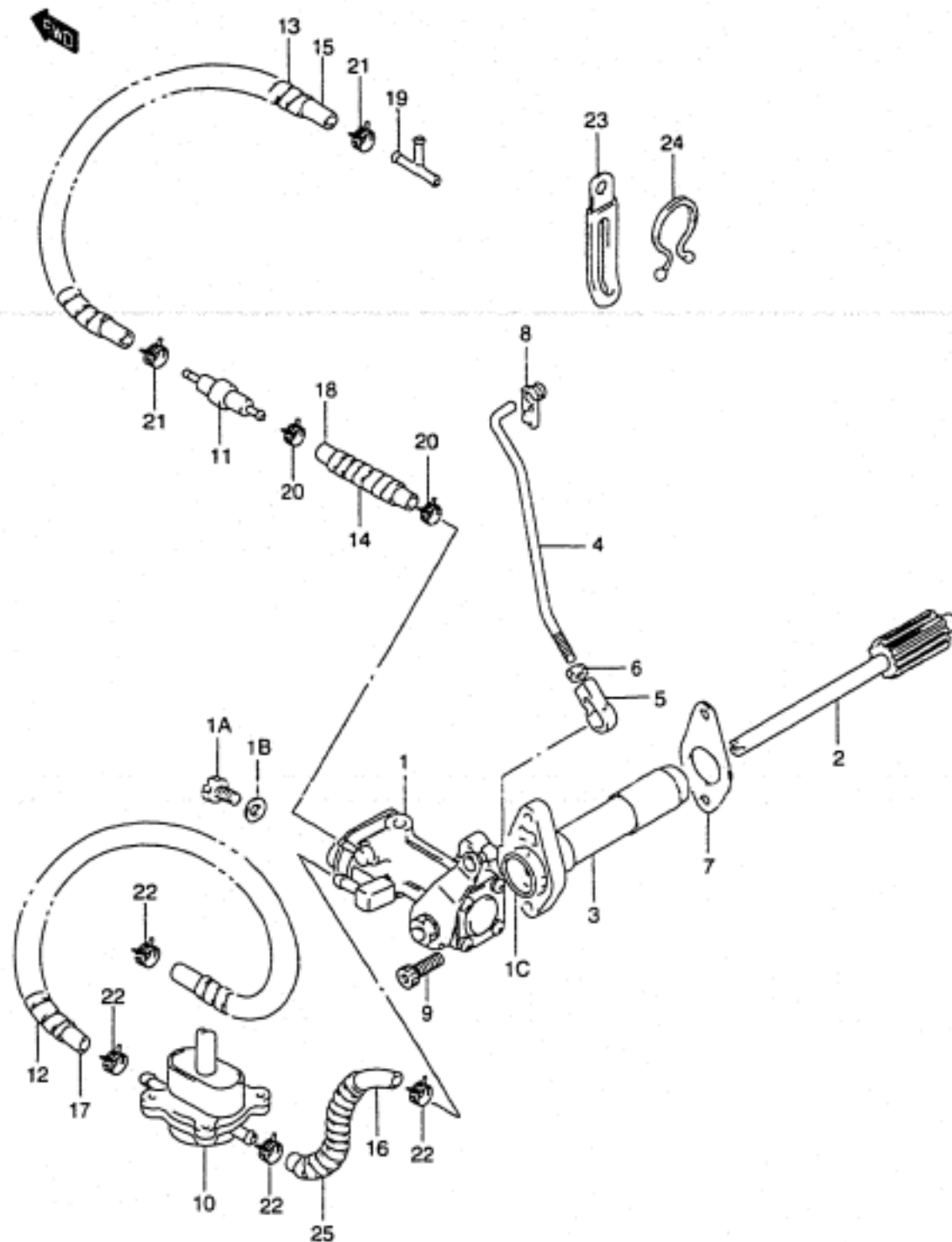
OIL PUMP (-MODEL:94)



REF.NO.	PART NO.	DESCRIPTION	QTY.	REMARKS
27-1	09351-25703-600	HOSE (2.5X7X600)	1	L:600→270,MODEL:86-90
27-2	09355-25705-600	HOSE (2.5X7X600)	1	L:600→270,MODEL:91-94
28	16911-92E20	PROTECTOR	1	L:540→240
29-1	09351-25703-600	HOSE (2.5X7X600)	1	L:600→160,MODEL:86-90
29-2	09355-25705-600	HOSE (2.5X7X600)	1	L:600→160,MODEL:91-94
30	16911-92E20	PROTECTOR	1	L:540→130
31-1	09351-25703-600	HOSE (2.5X7X600)	1	L:600→120,MODEL:86,87 L:600→100,MODEL:88-90
31-2	09355-25705-600	HOSE (2.5X7X600)	1	L:600→100,MODEL:91-94
32	09351-50803-00A	HOSE (5X8X1000)	2	L:1000→130,MODEL:86,87
33-1	09351-50803-00A	HOSE, INLET (5X8X1000)	1	L:1000→260,MODEL:88-90
33-2	09352-50903-600	HOSE (5X9X600)	1	L:600→260,MODEL:91-94
34-1	09351-50803-00A	HOSE, INLET (5X8X1000)	1	L:1000→45,MODEL:88-90
34-2	09352-50903-600	HOSE (5X9X600)	1	L:600→45,MODEL:91-94
35	16911-92E20	PROTECTOR	2	L:540→90
36	16810-95501	FILTER, OIL	1	DT115:-609018 DT140:-609280
37	09408-00024	CLIP (D:23)	1	
38	09404-08205	CLAMP (L:50)	2	
39	16250-94710	SENSOR, OIL	1	

DT115/140 E03\_016  
OIL PUMP(-94)

FIG.17



REF.NO.	PART NO.	DESCRIPTION	QTY.	REMARKS
1-1	16100-94630	PUMP ASSY, OIL	1	DT115
1-2	16100-94620	PUMP ASSY, OIL	1	DT140 -MODEL:96
1A	16091-94900	.BOLT	1	
1B	16092-92440	.GASKET	1	
1C	16198-87D00	.O RING	1	
2	16331-94601	GEAR, OIL PUMP DRIVEN	1	
3	16340-94610	RETAINER, OIL PUMP	1	
4-1	16411-94611	ROD, OIL PUMP CONTROL	1	DT115
4-2	16411-94601	ROD, OIL PUMP CONTROL	1	DT140
5	19131-95502	CONNECTOR, OIL PUMP CONT	1	
6	08310-00057	NUT	1	
7	16731-95520	GASKET, OIL PUMP	1	
8	09209-05017	CONNECTOR, OIL PUMP CONT	1	
9	07130-06307	BOLT	2	
10	16250-94710	SENSOR, OIL	1	
11	16710-94641	CHECK VALVE	1	TYPE :DOUBLE
12-1	16911-92E20	PROTECTOR, OIL HOSE	1	L:540→240
12-2	16911-92E20	PROTECTOR, OIL HOSE	1	L:540→145,MODEL:97
13	16911-92E20	PROTECTOR, OIL HOSE	1	L:540→145
14	16911-92E20	PROTECTOR, OIL HOSE	1	L:540→40,-MODEL:96
15	09351-50803-00A	HOSE, OIL (VALVE TO 3 WAY)	1	L:1000→160
16-1	09352-50903-600	HOSE, OIL (SENSOR TO PUMP)	1	L:600→45
16-2	09352-50903-600	HOSE, OIL (SENSOR TO PUMP)	1	L:600→110,MODEL:97
17-1	09352-50903-600	HOSE, OIL (TANK TO SENSOR)	1	L:600→270
17-2	09352-50903-600	HOSE, OIL (TANK TO SENSOR)	1	L:600→180,MODEL:97
18-1	09355-25705-600	HOSE, OIL (PUMP TO VALVE)	1	L:600→60 -MODEL:96
18-2	09355-25705-600	HOSE, OIL (PUMP TO VALVE)	1	L:600→40,MODEL:97
19	09367-08005	3 WAY	1	
20	09401-06405	CLIP	2	
21	09401-08409	CLIP	2	
22	09401-08411	CLIP	4	
23	09404-08205	CLAMP	3	
24	09408-00024	CLIP	2	MODEL:95
25	16911-92E20	PROTECTOR (SENSOR TO PUMP)	1	L:540→90,MODEL:97

**FIG.18**

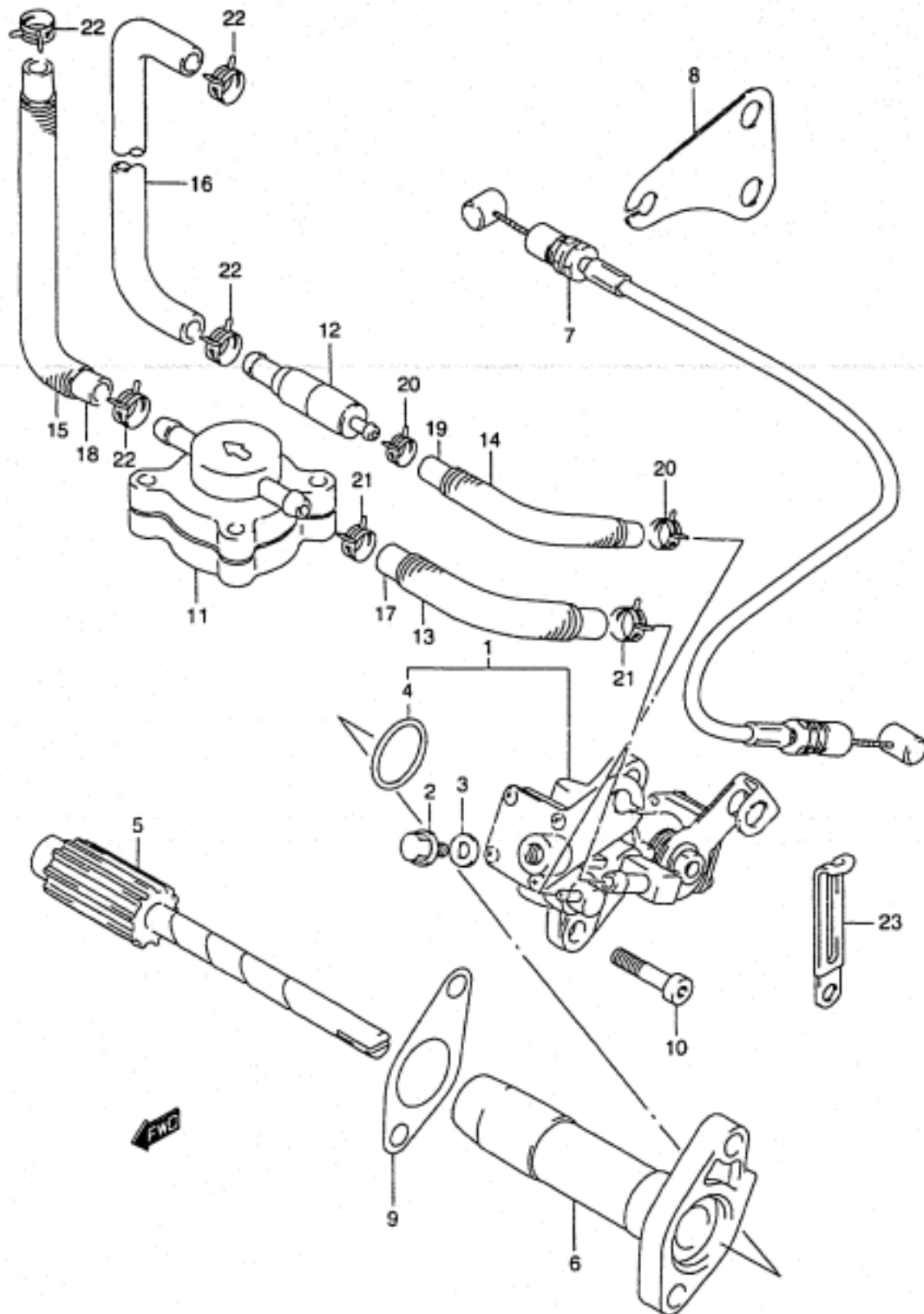


FIG.18 ( C-14)

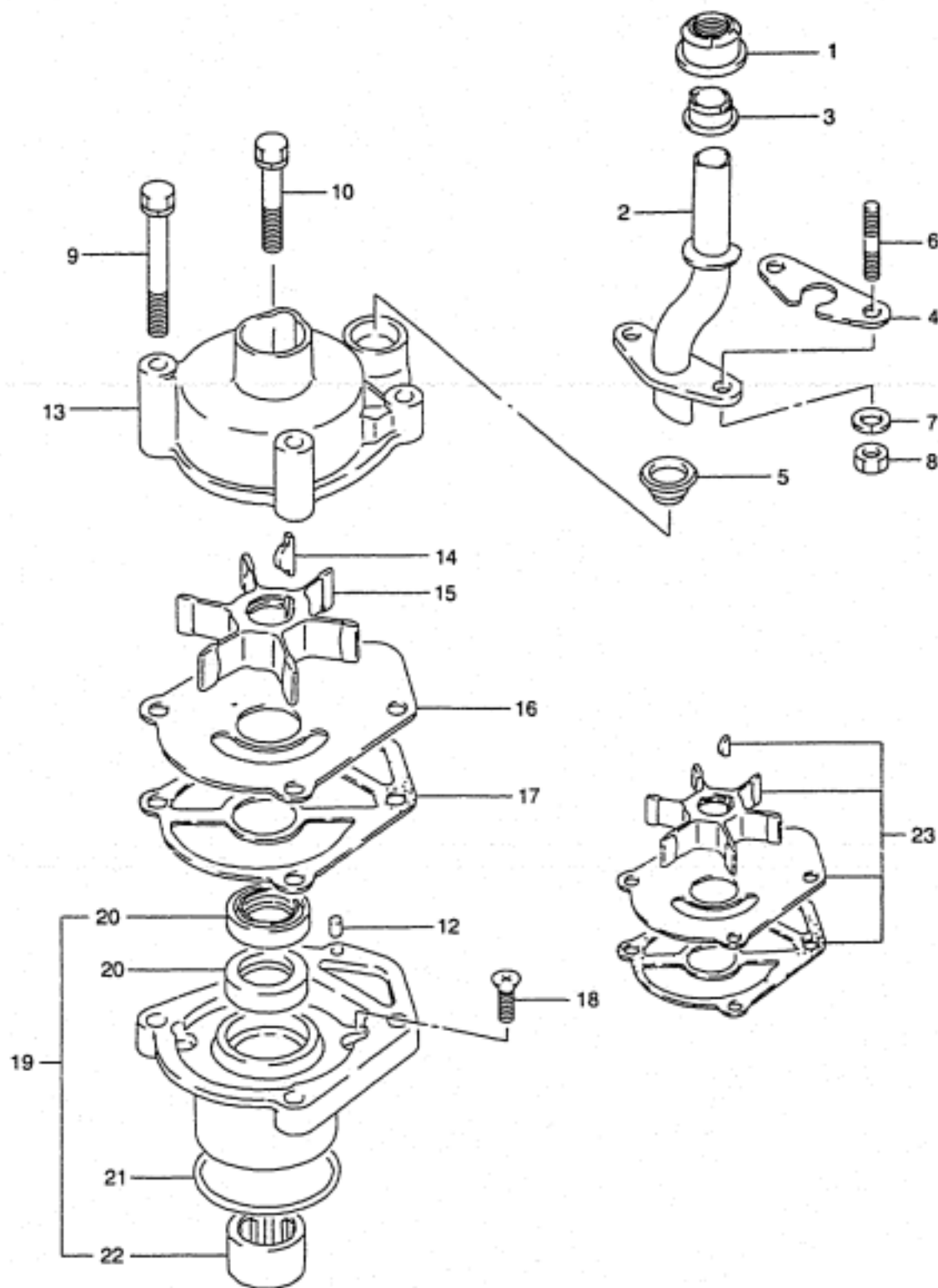
OIL PUMP (DT115S/140EF)

REF.NO.	PART NO.	DESCRIPTION	QTY.	REMARKS
1	16100-94900	PUMP ASSY, OIL	1	
2	16191-94900	.SCREW	1	
3	16092-92440	.GASKET	1	
4	16198-87D00	.O RING	1	
5	16331-94601	GEAR, OIL PUMP DRIVEN	1	
6	16340-94610	RETAINER, OIL PUMP	1	
7	16420-94900	CABLE, OIL PUMP	1	
8	16431-94900	BRACKET, OIL PUMP CABLE	1	
9	16731-95520	GASKET, OIL PUMP	1	
10	07130-06307	BOLT	2	
11	16250-94710	SENSOR, OIL	1	
12-1	16710-94641	VALVE, CHECK OIL	1	DOUBLE
12-2	16710-92E01	VALVE, CHECK OIL	1	MODEL:00,01 SINGLE
13	16911-92E20	PROTECTOR	1	L:540→90
14	16911-92E20	PROTECTOR	1	L:540→110
15	16911-92E20	PROTECTOR	1	L:540→145
16	09351-50803-00A	HOSE, OIL (VALVE TO SEPARATOR)	1	L:1000→290
17	09352-50903-600	HOSE, OIL (SENSOR TO PUMP)	1	L:600→110
18	09352-50903-600	HOSE, OIL (TANK TO SENSOR)	1	L:600→180
19	09355-25705-600	HOSE, OIL (PUMP TO VALVE)	1	L:600→150
20	09401-06405	CLIP	2	
21	09401-07403	CLIP	2	
22	09401-08411	CLIP	4	
23	09404-08205	CLAMP	2	

FIG.19

FIG.19 ( D-2)

WATER PUMP

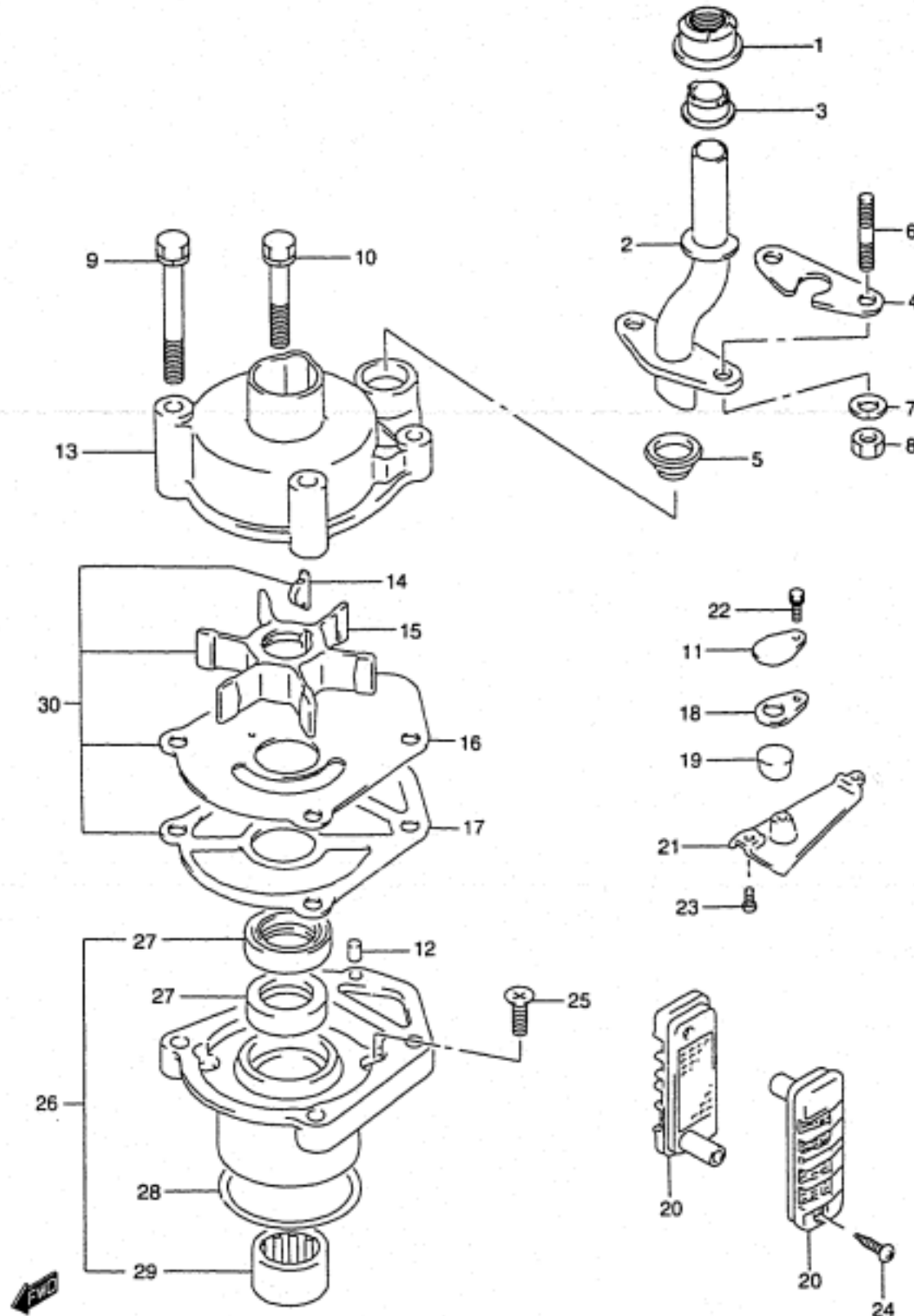


REF.NO.	PART NO.	DESCRIPTION	QTY.	REMARKS
1	17563-94501	BUSHING, UPPER	1	
2-1	17560-94521	TUBE, WATER (L)	1	
2-2	17560-94531	TUBE, WATER (X)	1	
3	09306-16002	BUSHING, GUIDE	1	
4	17567-94510	GASKET	1	
5	09320-16011	BUSH	1	
6-1	09108-06060	STUD BOLT (6X18)	2	DT115:-709357 DT140:-709489
6-2	09108-06063	STUD BOLT (6X20)	2	DT115:709358- DT140:709490-
7	09162-06006	LOCK WASHER (6.1X12.2X1.5)	2	
8	09140-06020	NUT	2	
9	09117-08062	BOLT (8X70)	2	
10	09117-08063	BOLT (8X50)	2	
12	09202-04008	DOWEL PIN (D:4,L:9)	1	
13	17411-94601	CASE, WATER PUMP	1	
14-1	09420-05005	KEY (B:5,D:19,H:7.5)	1	DT115:-812174 DT140:-811649
14-2	09420-05006	KEY (B:5,D:23,H:7)	1	DT115:812175- DT140:811650-
15	17461-94510	IMPELLER	1	
16	17471-94600	PANEL, UNDER	1	
17	17472-94510	GASKET, UNDER PANEL	1	
18	09126-06006	SCREW (6X20)	4	
19	56130-94502	HOUSING, DRIVESHAFT BEARING	1	
20	09282-24003	.OIL SEAL (24X36X6)	2	
21	09280-55002	.O RING (D:3.1,ID:54.5)	1	
22	09263-26010	.BEARING (26X34X20)	1	
23-1	17400-94600	WATER PUMP REPAIR KIT	1	OPT DT115:-812174 DT140:-811649 →17400-94602 USED WITH 09420-05006
23-2	17400-94602	WATER PUMP REPAIR KIT	1	OPT DT115:812175- DT140:811650-

REFER TO FIG.20(D-3) FOR DT115S/140EFI

FIG.20

QTY.



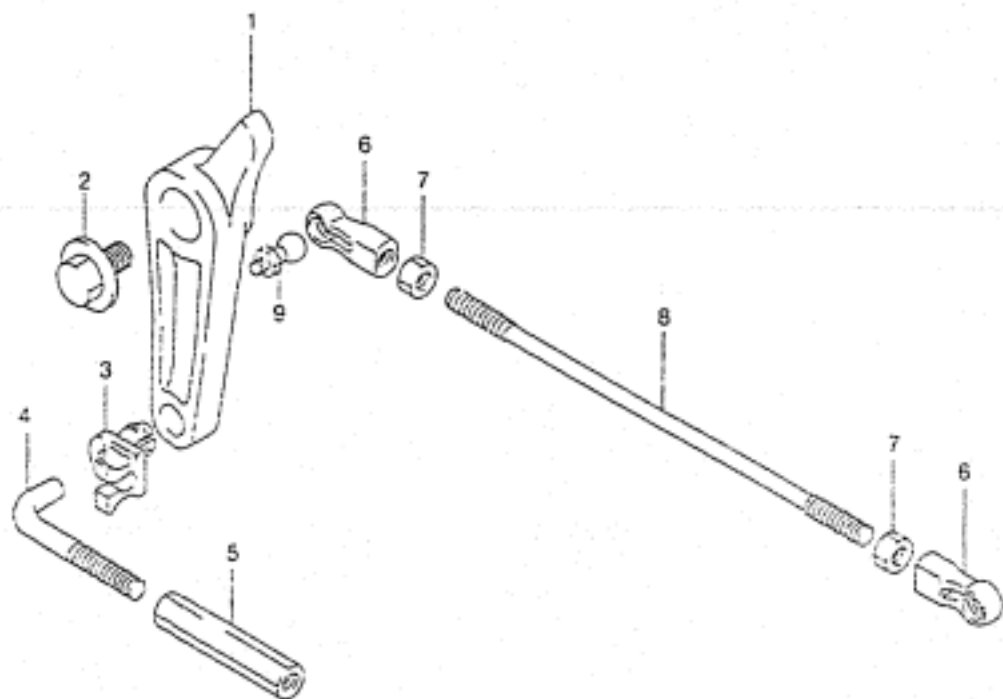
REF.NO.	PART NO.	DESCRIPTION	QTY.	REMARKS
1	17563-94501	BUSHING, UPPER	1	
2-1	17560-94521	TUBE, WATER (L)	1	
2-2	17560-94531	TUBE, WATER (X)	1	
3	09306-16002	BUSHING, GUIDE	1	
4	17567-94510	GASKET, WATER TUBE	1	
5	09320-16011	BUSH	1	
6	09108-06063	STUD BOLT (6X20)	2	
7	09162-06006	LOCK WASHER (6.1X12.2X1.5)	2	
8	09140-06020	NUT	2	
9	09117-08062	BOLT (8X70)	2	
10	09117-08063	BOLT (8X50)	2	
11	17522-94520	PLATE, GEAR CASE PLUG	1	STD:DT115S OPT:DT140EFI
12	09202-04008	DOWEL PIN (D:4,L:9)	1	
13	17411-94601	CASE, WATER PUMP	1	
14	09420-05005	KEY (B:5,D:23,H:7)	1	
15	17461-94510	IMPELLER	1	
16	17471-94600	PANEL, UNDER	1	
17	17472-94510	GASKET, UNDER PANEL	1	
18	17523-94510	GASKET, SUB WATER TUBE	1	
19-1	17564-94520	PLUG, GEAR CASE	1	DT115S
19-2	17564-94500	BUSH, SUB WATER TUBE	1	DT140EFI
20	17631-94600	FILTER, WATER	2	
21-1	17635-94521	PLATE, GEAR CASE	1	DT115S
21-2	17635-94500	FILTER, WATER SUB	1	DT140EFI
22	09117-06040	BOLT (6X15)	1	
23	09125-05046	SCREW (5X12)	2	
24	03112-04303	SCREW	2	
25	09126-06006	SCREW (6X20)	4	
26	56130-94502	HOUSING, DRIVESHAFT BEARING	1	
27	09282-24003	.OIL SEAL (24X36X6)	2	
28	09280-55002	.O RING (D:3.1, ID:54.5)	1	
29	09263-26010	.BEARING (26X34X20)	1	
30	17400-94602	WATER PUMP REPAIR KIT	1	OPT

FIG.21

FIG.21 ( D- 4)

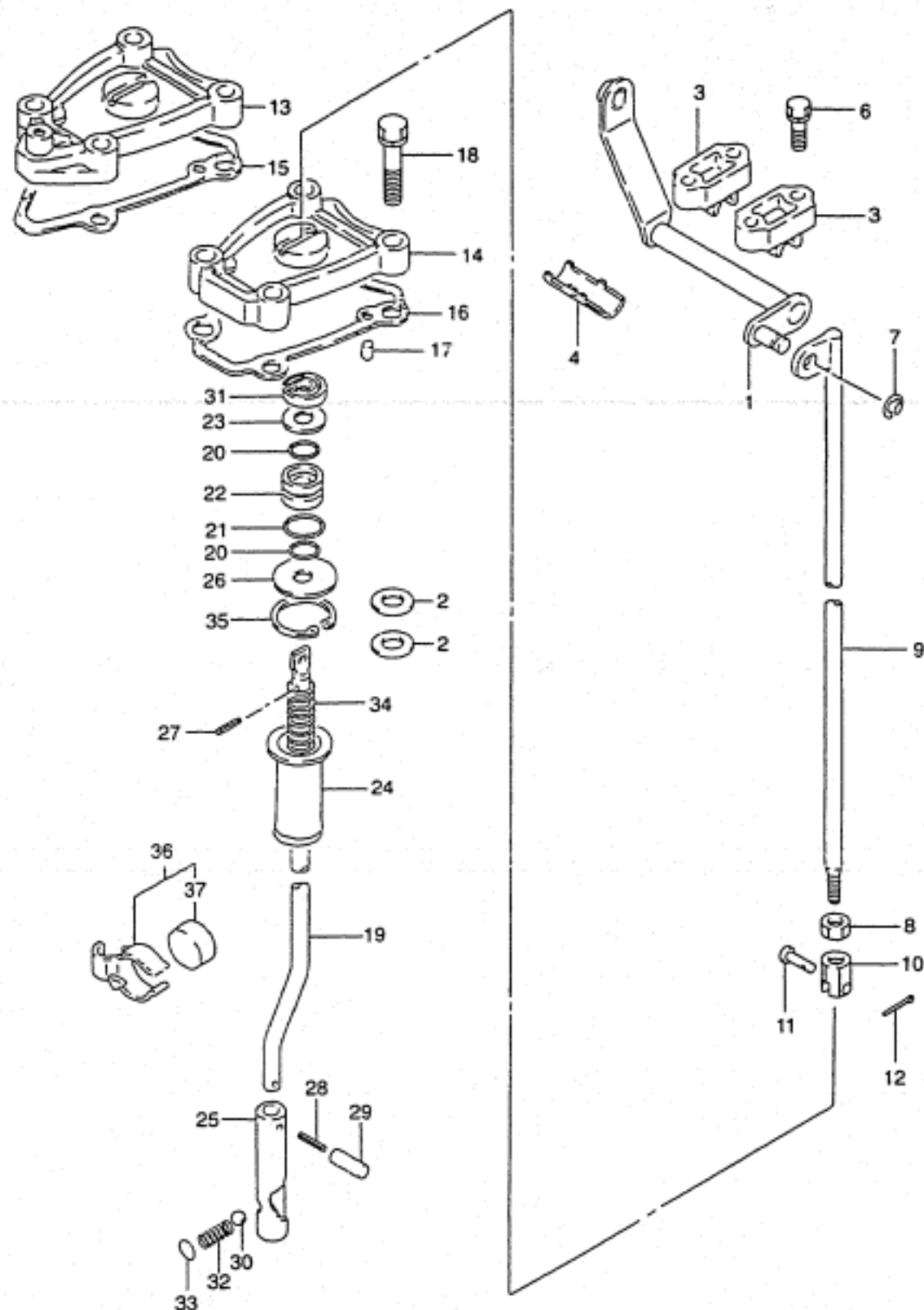
THROTTLE LINK

REF.NO.	PART NO.	DESCRIPTION	QTY.	REMARKS
1-1	19111-94601	LEVER, THROTTLE CONTROL	1	
1-2	19111-94602	LEVER, THROTTLE CONTROL	1	DT115S 971342- DT140EFI 971433-
2	09116-06127	BOLT (6X12)	1	
3	19131-94503	RETAINER, ROD	2	
4	19137-94500	ROD, CABLE LINKAGE	2	
5	09159-05011	TURNBUCKLE	2	
6	19131-95502	CONNECTOR, CAM / LEVER	2	
7	09140-05005	NUT	2	
8-1	19136-94600	ROD, THROTTLE	1	
8-2	19136-94900	ROD, THROTTLE	1	DT115S/140EFI
9	09119-05010	PIVOT	1	DT115S 971342- DT140EFI 971433-



DT115/140 E03\_021  
THROTTLE LINK

FIG.22



REF.NO.	PART NO.	DESCRIPTION	QTY.	REMARKS
1	21210-94500	SHAFT, CLUTCH SHIFT	1	
2	09160-08119	WASHER	2	DT115S 971072- DT140EFI(L) 971110- DT140EFI(X) 971202-
3	21311-94503	HOLDER, SHAFT	2	
4	21312-94500	BUSH	2	
6	09117-06039	BOLT (6X25)	4	
7	09383-08004	E RING	1	
8-1	09140-06020	NUT (M6)	1	TYPE:L
8-2	09140-08019	NUT (M8)	1	TYPE:X -MODEL:94
8-3	09140-08016	NUT (M8)	1	TYPE:X MODEL:95-00
8-4	09140-08003	NUT	1	TYPE:X MODEL:01
9-1	23110-94502	ROD, CLUTCH (L)	1	
9-2	23110-94510	ROD, CLUTCH (X)	1	
10-1	23315-94503	CONNECTOR, CLUTCH ROD (L)	1	
10-2	23315-94510	CONNECTOR, CLUTCH ROD (X)	1	
11-1	23313-87D00	PIN, CONNECTOR (L)	1	
11-2	23313-94510	PIN, CONNECTOR (X)	1	
12	09204-01002	COTTER PIN (D1:1.8,L:15)	1	
13	25141-94503	HOUSING, SHIFT ROD GUIDE	1	DT115:-709842 DT140:-709964
14	25141-94510	HOUSING, SHIFT ROD GUIDE	1	DT115:709843- DT140:709965-
15	25142-94560	GASKET, SHIFT GUIDE HOUSING	1	DT115:-709842 DT140:-709964
16	25142-94520	GASKET, SHIFT GUIDE HOUSING	1	DT115:709843- DT140:709965-
17	04221-05109	PIN	2	
18	09117-08071	BOLT (8X35)	4	
19-1	25111-94502	ROD, SHIFT (L)	1	→25111-94503 USED WITH 09160-08119(2)
19-2	25111-94503	ROD, SHIFT (L)	1	DT115S 971072- DT140EFI 971110-
19-3	25111-94510	ROD, SHIFT (X)	1	→25111-94511 USED WITH 09160-08119(2)
19-4	25111-94511	ROD, SHIFT (X)	1	DT115S 971072- DT140EFI 971202-



FIG.22

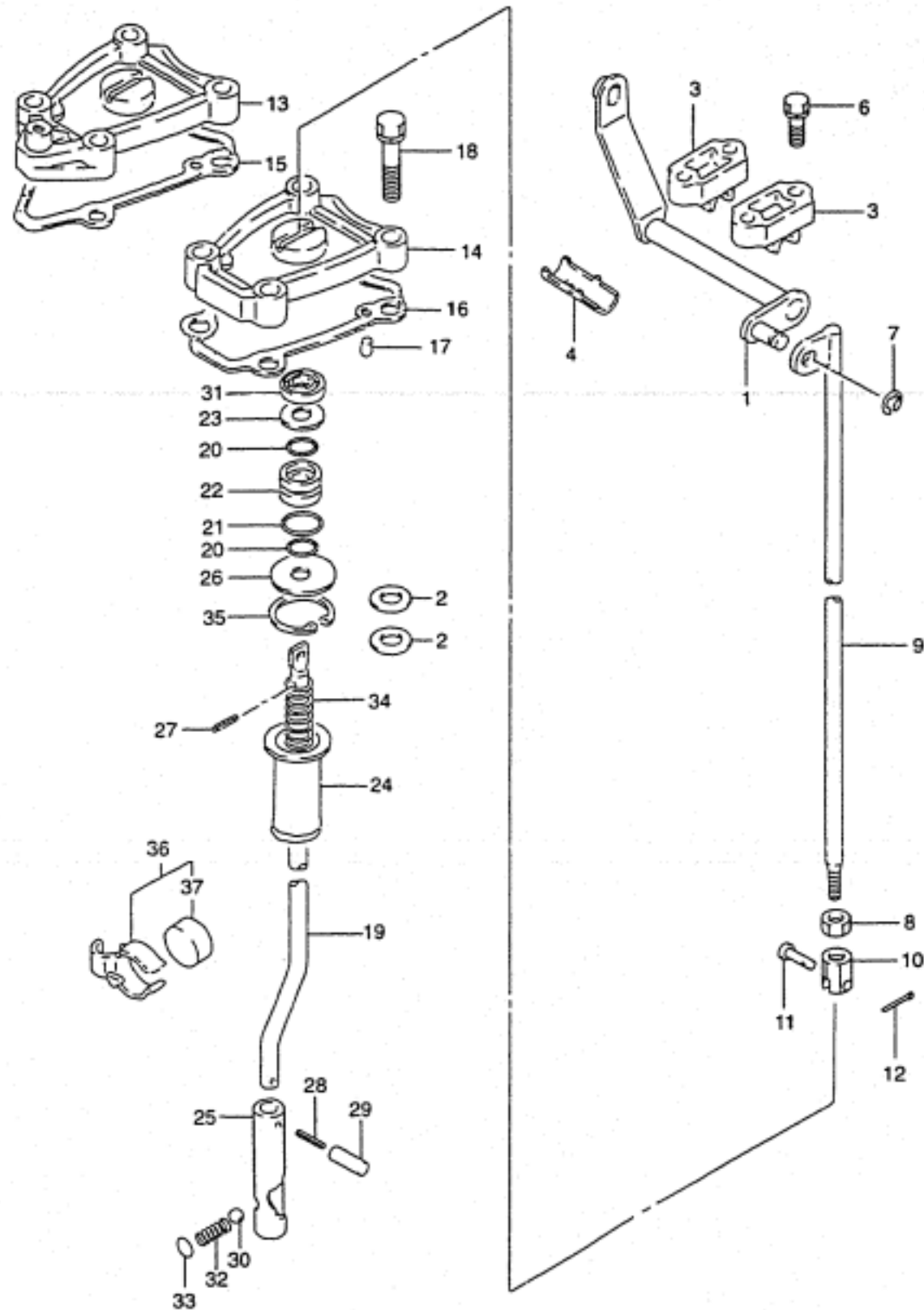


FIG.22 ( D- 6)

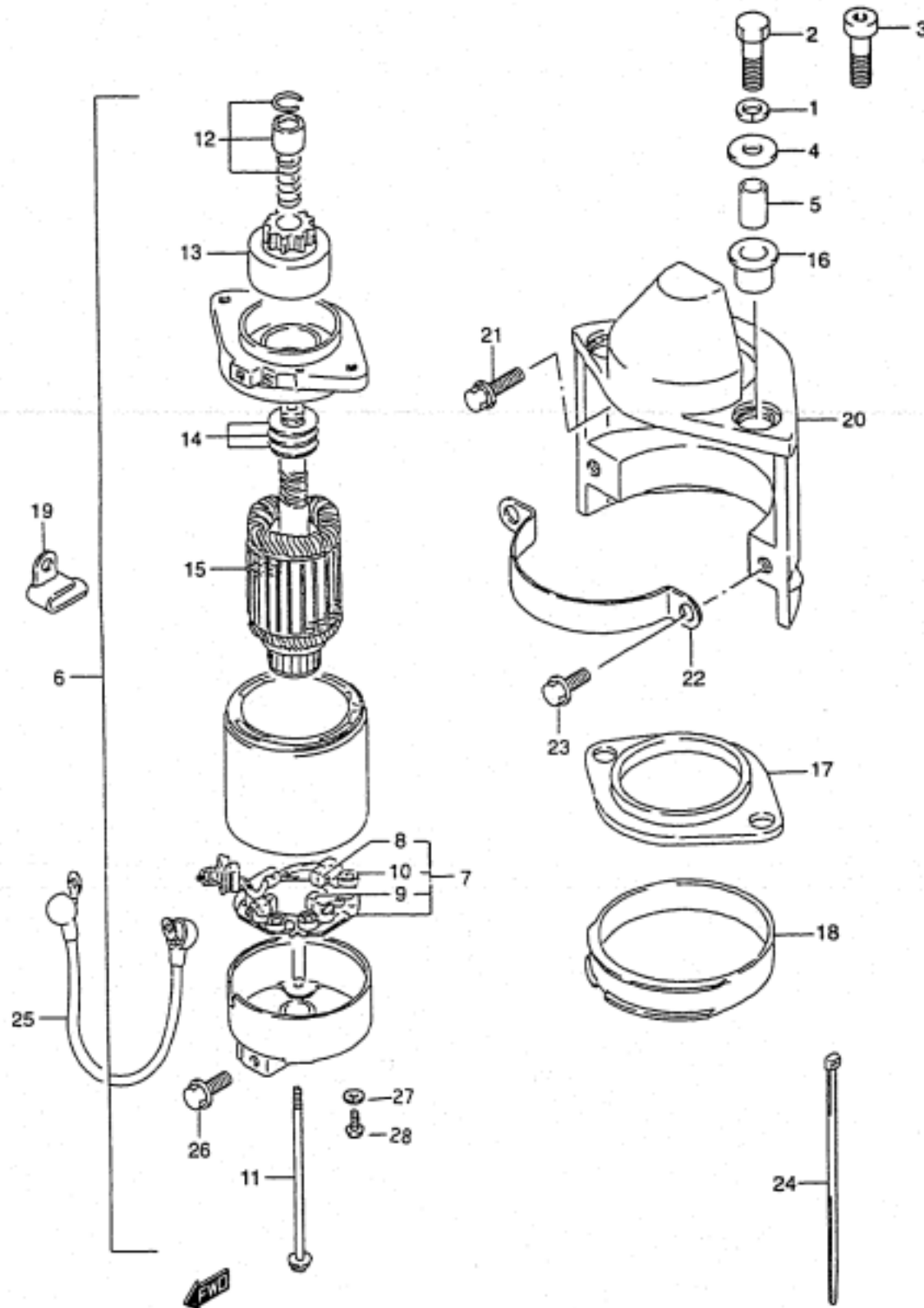
CLUTCH

REF.NO.	PART NO.	DESCRIPTION	QTY.	REMARKS
20	09280-08008	O RING, INNER (D:3.5, ID:7.8)	2	
21	09280-15003	O RING, OUTER (D:1.9, ID:14.5)	1	
22	25211-94501	GUIDE, SHIFT ROD	1	
23	09160-09015	WASHER (9X19X1)	1	
24	25205-94501	COLLAR, SHIFT ROD SPRING	1	
25	25311-94510	CAM, CLUTCH	1	
26	09160-09010	WASHER (9X30X1.6)	1	
27	09205-02004	PIN (L:12)	1	
28	09205-02006	SPRING PIN	1	
29	09205-03021	SPRING PIN	1	
30	09260-10005	BALL, CAM NOTCH	1	
31	09284-08003	DUST SEAL (8X19X4.5)	1	
32	09440-07033	SPRING, CAM NOTCH	1	
33	21121-93300	PLATE, DETENT SPRING	1	
34	09440-12025	SPRING, SHIFT ROD	1	
35	08331-41309	CIRCLIP	1	
36	25230-94300	MAGNET SET, GEAR CASE	1	
37	25232-94300	MAGNET	1	

FIG.23

FIG.23 ( E- 2)

STARTING MOTOR (-MODEL:99)



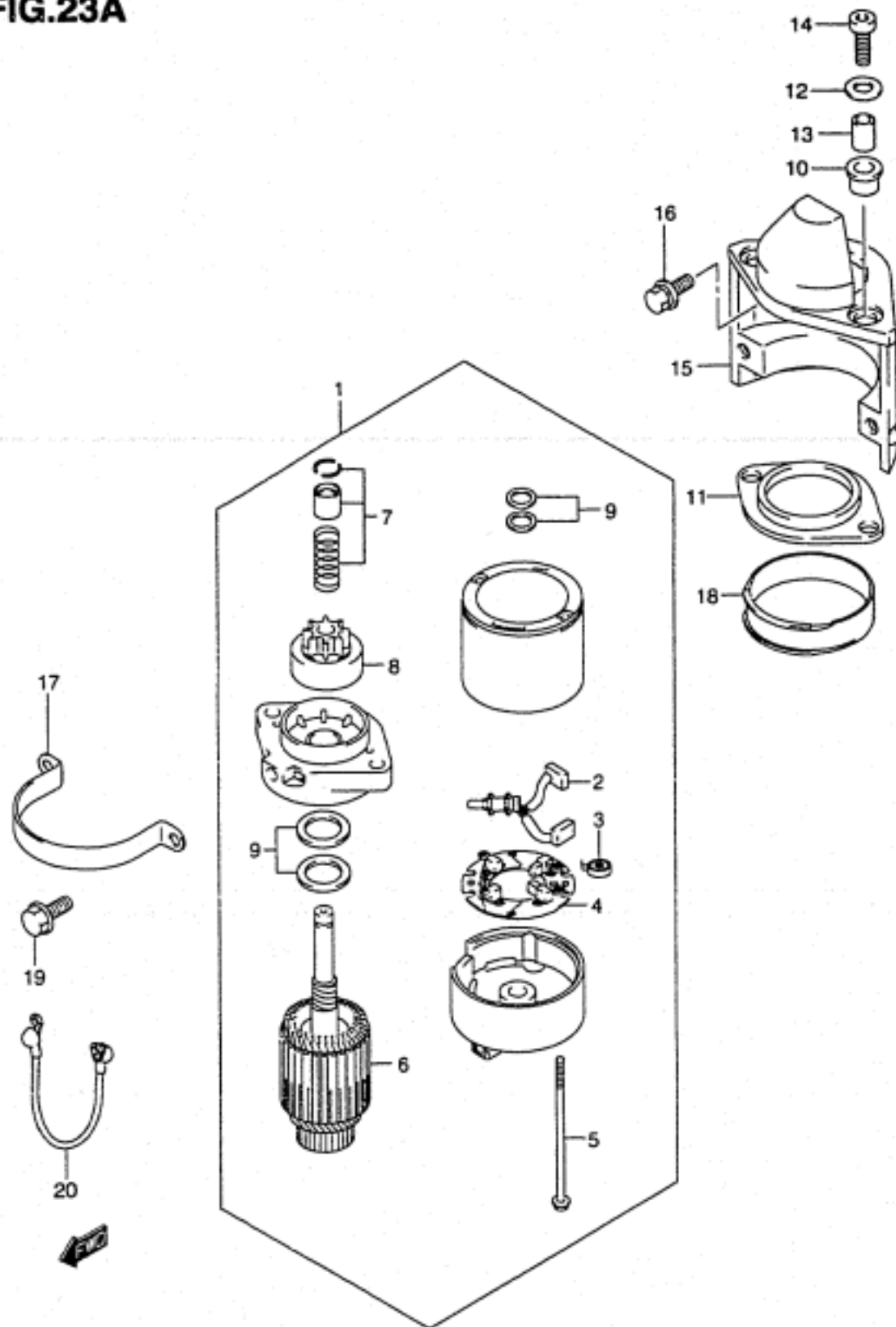
REF.NO.	PART NO.	DESCRIPTION	QTY.	REMARKS
1	08321-01087	LOCK WASHER	2	-MODEL:89
2-1	01500-08353	BOLT (8X35)	2	-MODEL:89
2-2	09117-08087	BOLT (8X40)	2	MODEL:90-92
3	07130-08407	BOLT (8X40)	2	MODEL:93-99
4-1	09160-08062	WASHER (8.7X22X2)	2	FOR 01500-08353
4-2	09160-08124	WASHER (8.5X20X1.6)	2	FOR 07130-08407 MODEL:94-99
5	09180-08097	SPACER (8.1X12X18.8)	2	
6	31100-94601	MOTOR ASSY, STARTING	1	→31100-94610
7	31173-95310	.HOLDER ASSY, MOTOR BRUSH	1	
8	31131-95310	..BRUSH (+)	2	
9	31131-95241	..BRUSH (-)	1	
10	31135-95310	..SPRING, BRUSH	3	
11	31281-94510	..THROUGH BOLT	2	
12	31312-94601	..STOPPER SET, PINION	1	
13	31320-95240	..PINION ASSY	1	
14	31360-87D00	..WASHER KIT	1	
15	31310-94600	..ARMATURE	1	
16	31916-94500	DAMPER, UPPER	2	
17	31917-94500	DAMPER, MIDDLE	1	
18	31918-94600	DAMPER, LOWER	1	
19	09407-14403	CLAMP	1	
20	31911-94620-0ED	BRACKET, STARTING MOTOR	1	
21	01580-08257	BOLT	4	
22	31912-94600	BAND, STARTER	1	
23	01550-08167	BOLT	2	
24	09407-14403	CLAMP	1	
25	33820-94600	CABLE ASSY, PLUS TERM TO RELAY	1	
26	01550-08167	BOLT	1	
27	N/A	WASHER	2	
28	N/A	SCREW	2	

COLOR : 0ED (GRAY)

REFER TO FIG.23A(E-3) FOR MODEL:00,01

FIG.23A

QTY.

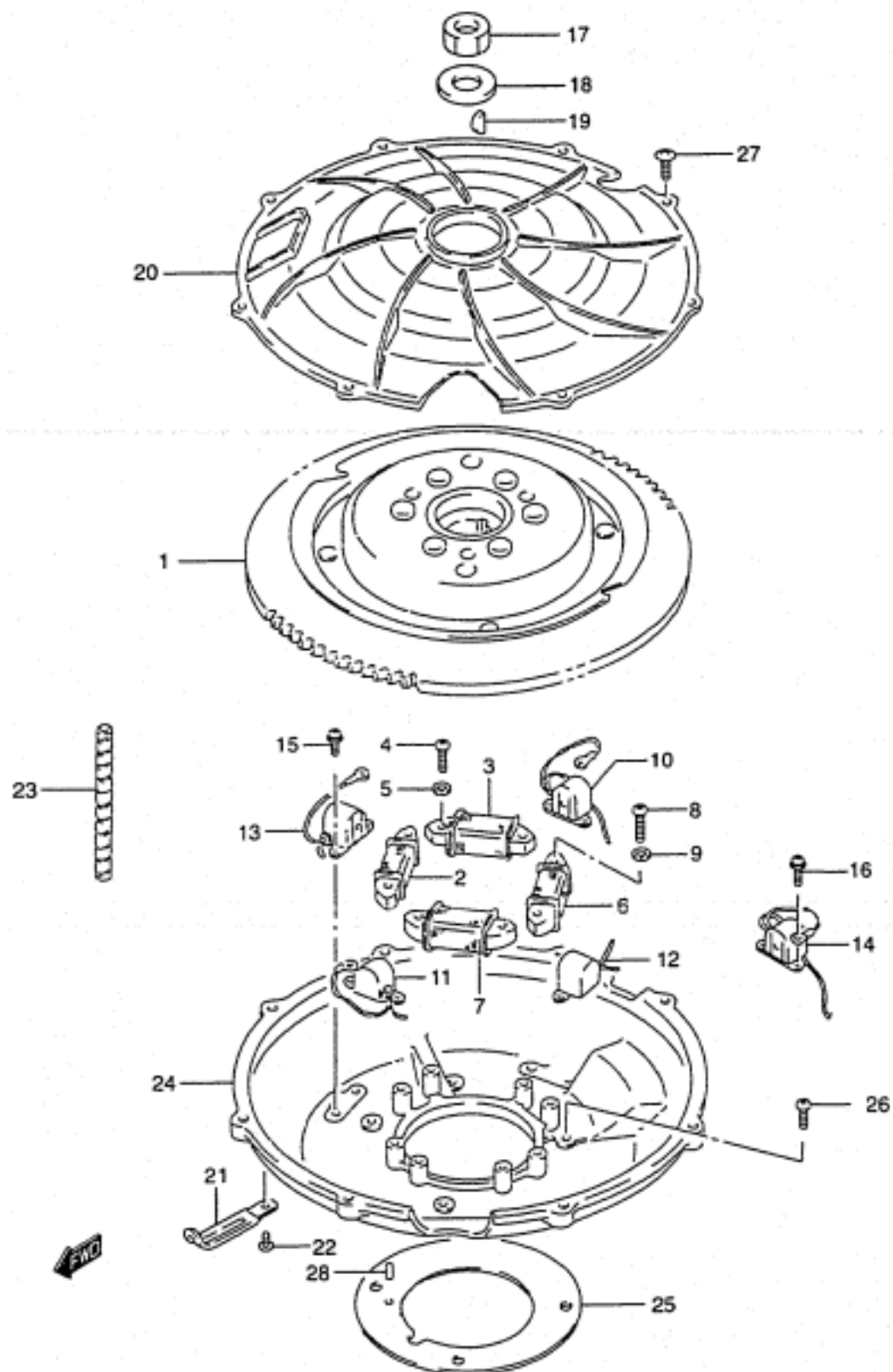


REF.NO.	PART NO.	DESCRIPTION	QTY.	REMARKS
1	31100-94610	MOTOR ASSY, STARTING	1	
2	31131-99E00	.BRUSH	1	
3	31135-99E00	.SPRING	4	
4	31173-99E00	.HOLDER ASSY, BRUSH	1	
5	31281-94510	.BOLT, HOUSING	2	
6	31310-99E00	.ARMATURE	1	
7	31312-87J00	.PINION STOP SET	1	
8	31320-94600	.PINION	1	
9	31360-99E10	.WASHER SET	1	
10	31916-94500	DAMPER, UPPER	2	
11	31917-94500	DAMPER, MIDDLE	1	
12	09160-08124	WASHER	3	
13	09180-08097	SPACER	2	
14	07130-08407	BOLT	2	
15	31911-94620-0ED	BRACKET, STARTING MOTOR	1	
16	01580-08257	BOLT	4	
17	31912-94600	BAND, STARTING MOTOR	1	
18	31918-94600	DAMPER, LOWER	1	
19	01550-08167	BOLT	2	
20	33820-94600	CABLE, PLUS TERM RELAY	1	

FIG.24

FIG.24 ( E-4)

MAGNETO (MODEL:86-88)



REF.NO.	PART NO.	DESCRIPTION	QTY.	REMARKS
1	32102-94600	FLYWHEEL	1	
2	32140-94600	COIL, PRIMARY NO.1	1	
3	32140-94610	COIL, PRIMARY NO.2	1	
4	02112-06207	SCREW	4	
5	08321-01067	LOCK WASHER	4	
6	32120-94600	COIL, BATTERY CHARGING NO.1	1	
7	32120-94610	COIL, BATTERY CHARGING NO.2	1	
8	02112-06257	SCREW	4	
9	08321-01067	LOCK WASHER	4	
10	32160-94610	COIL, PULSER NO.1	1	
11	32170-94610	COIL, PULSER NO.2	1	
12	32180-94610	COIL, PULSER NO.3	1	
13	32190-94610	COIL, PULSER NO.4	1	
14	32150-94600	COIL, GEAR COUNTER	1	
15	02112-75107	SCREW	8	
16	02112-35127	SCREW	2	
17	09140-18007	NUT	1	
18	09160-18011	WASHER (18.5X35X4)	1	
19	08341-31059	KEY	1	
20	11511-94603	COVER, RING GEAR	1	
21	09404-06432	CLAMP (L:80)	4	
22	02142-05087	SCREW	4	
23	38423-95510	TUBE (L:150)	1	L:150→100
24	11521-94602-0ED	CASE, RING GEAR (GRAY)	1	
25	11523-94610	GASKET, RING GEAR CASE	1	
26	02112-06167	SCREW	4	
27	02142-05167	SCREW	8	
28	04221-04089	PIN	1	

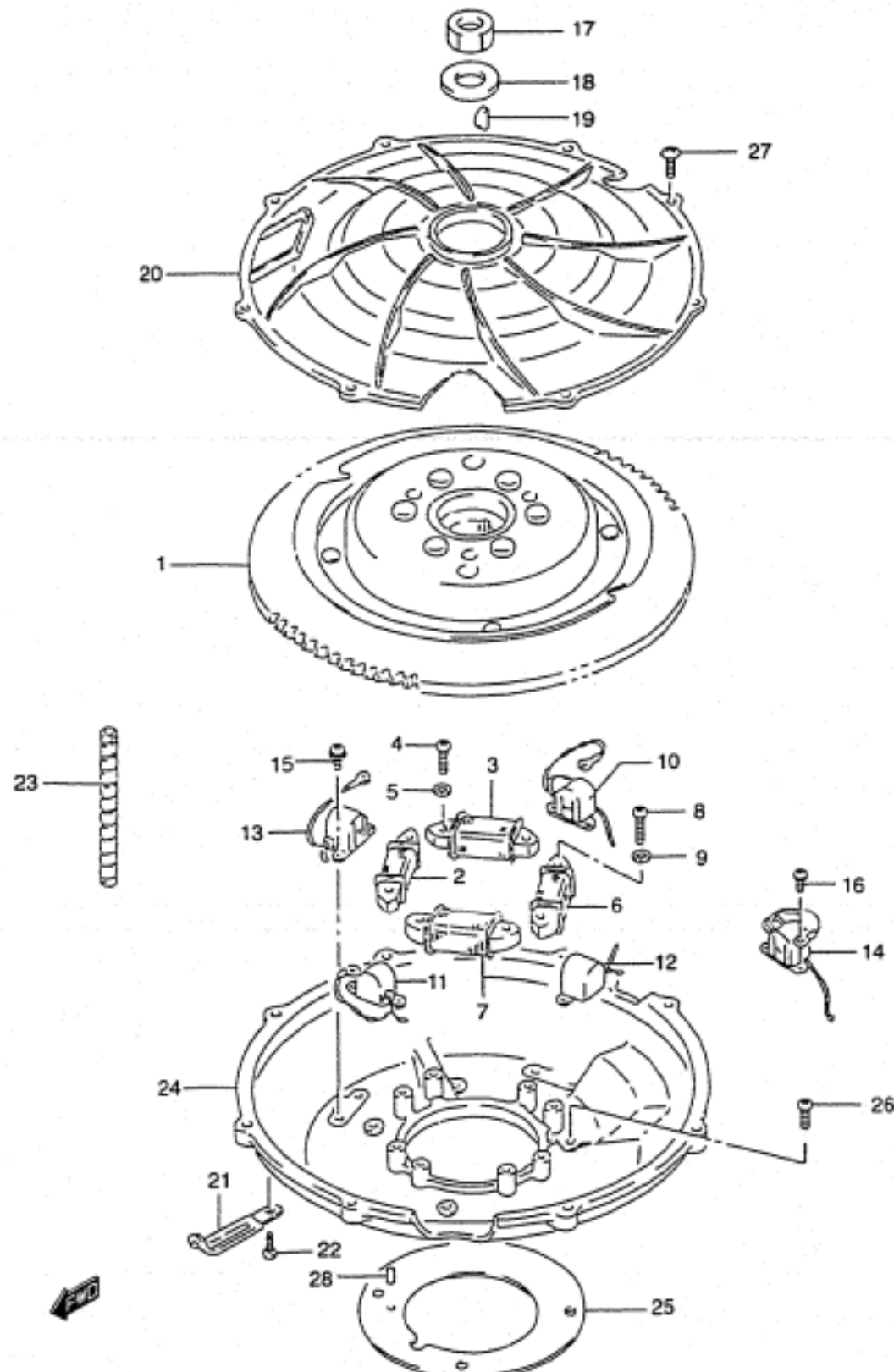
REFER TO FIG.25 (E-5) FOR MODEL:89-97  
REFER TO FIG.26 (E-6) FOR DT115S/140EF1

FIG.25

FIG.25 ( E-5)

MAGNETO (MODEL:89-97)(\*)

QTY.



REF.NO.	PART NO.	DESCRIPTION	QTY.	REMARKS
1	32102-94613	FLYWHEEL	1	
2	32140-94620	COIL, MAGNETO PRIMARY NO.1	1	
3	32140-94630	COIL, MAGNETO PRIMARY NO.2	1	
4	02112-06207	SCREW	4	
5	08321-01067	LOCK WASHER	4	
6	32120-94621	COIL, BTRY CHARGING NO.1	1	
7	32120-94630	COIL, BTRY CHARGING NO.2	1	
8	02112-06257	SCREW	4	
9	08321-01067	LOCK WASHER	4	
10	32160-94610	COIL, IGN TIMING NO.1	1	
11	32170-94610	COIL, IGN TIMING NO.2	1	
12	32180-94610	COIL, IGN TIMING NO.3	1	
13	32190-94610	COIL, IGN TIMING NO.4	1	
14	32150-87E20	COIL, GEAR COUNTING	1	
15	02112-75107	SCREW	8	
16	02112-35127	SCREW	2	
17	09140-18007	NUT	1	
18	09160-18011	WASHER (18.5X35X4)	1	
19	08341-31059	KEY	1	
20	11511-94603	COVER, RING GEAR	1	
21	09404-06432	CLAMP (L:80)	4	
22	02142-05087	SCREW	4	
23	38423-95510	TUBE, CABLE (L:150)	1	L:150→100
24	11521-94602-0ED	CASE, RING GEAR (GRAY)	1	
25	11523-94610	GASKET, RING GEAR CASE	1	
26	02112-06167	SCREW	4	
27	02142-05167	SCREW	8	
28	04221-04089	KNOCK PIN	1	

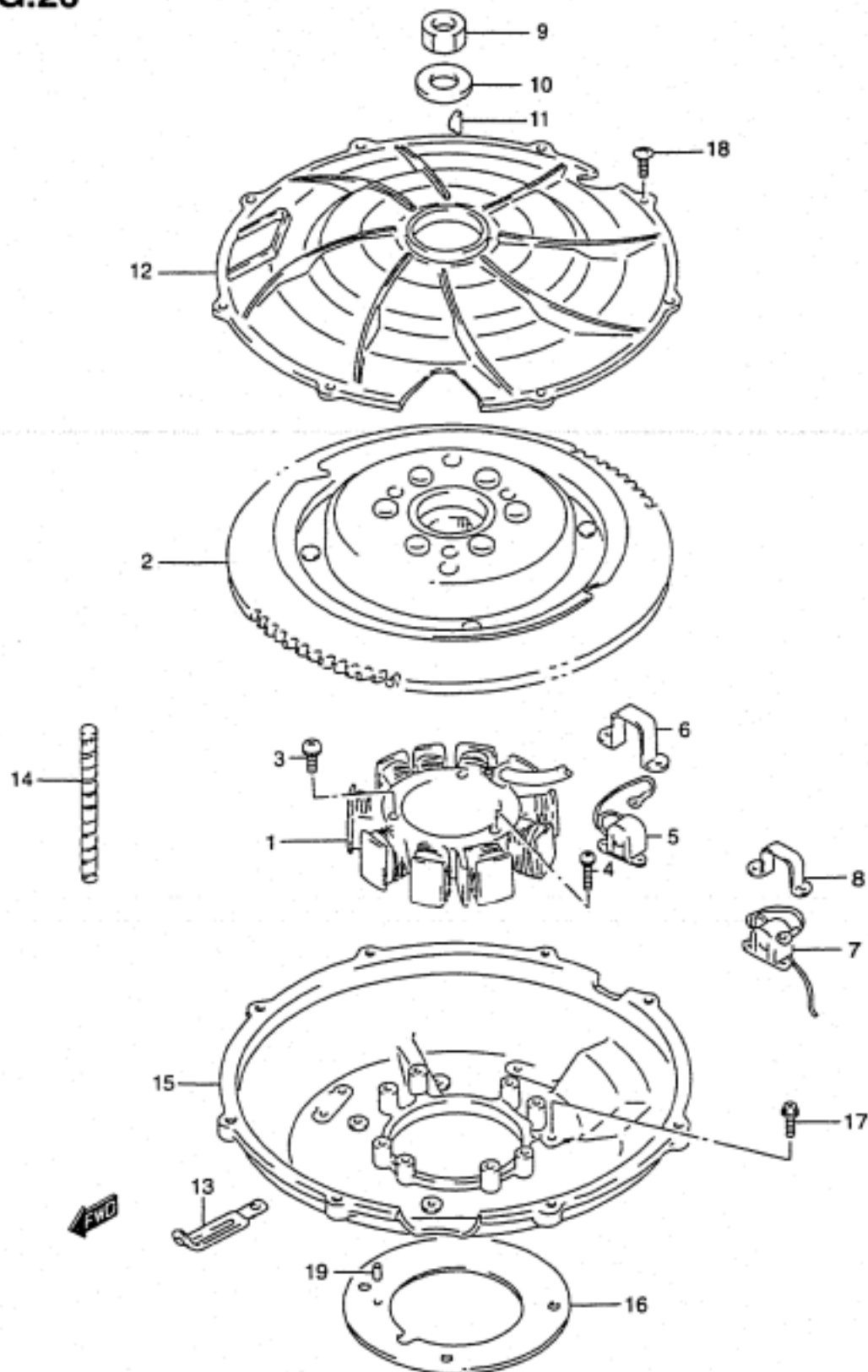
(\*) : DT115 -MODEL:97  
DT140 -MODEL:96

FIG.26

FIG.26 ( E-6)

MAGNETO (DT115S/140EF1)

QTY.

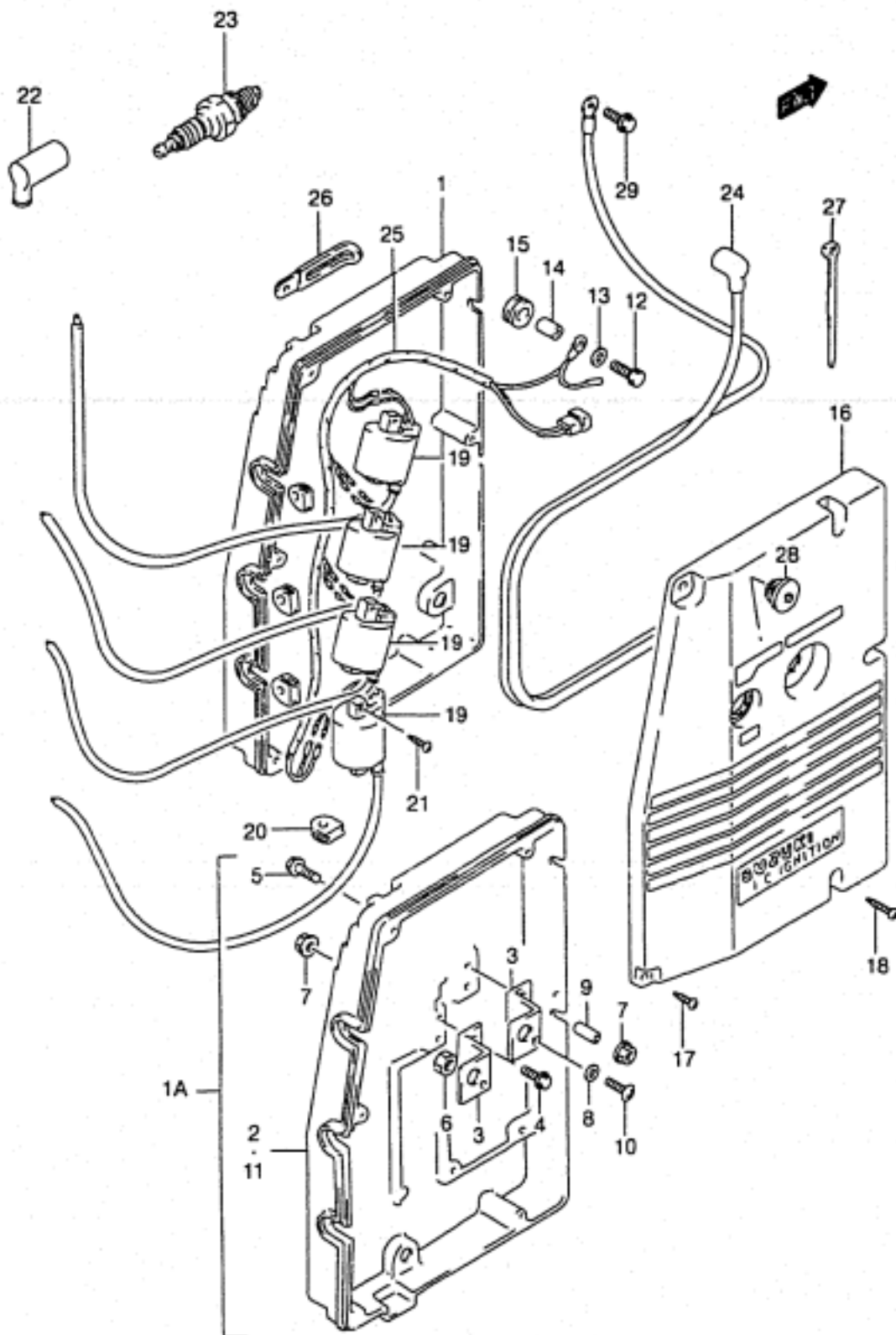


REF.NO.	PART NO.	DESCRIPTION	QTY.	REMARKS
1	32101-94620	COIL, STATOR	1	
2	32102-94620	FLYWHEEL	1	
3	02112-35127	SCREW	4	
4	02112-36257	SCREW	3	
5	32160-94620	COIL, IGN TIMING	1	
6	32156-94610	BAND, IGN TIMING COIL	1	
7	32150-94630	COIL, GEAR COUNTING	1	
8	32156-94600	BAND, GEAR COUNTING COIL	1	
9	09140-18007	NUT	1	
10	09160-18011	WASHER (18.5X35X4)	1	
11	08341-31059	KEY	1	
12	11511-94603	COVER, RING GEAR	1	
13	09404-06432	CLAMP (L:45)	1	
14	38423-95510	TUBE, CABLE (L:150)	1	L:150→100
15	11521-94900-0ED	CASE, RING GEAR (GRAY)	1	
16	11523-94610	GASKET, RING GEAR CASE	1	
17	02162-06167	SCREW	4	
18	02142-05167	SCREW	8	
19	04221-04089	KNOCK PIN	1	

FIG.27

FIG.27 ( E-7)

IGNITION

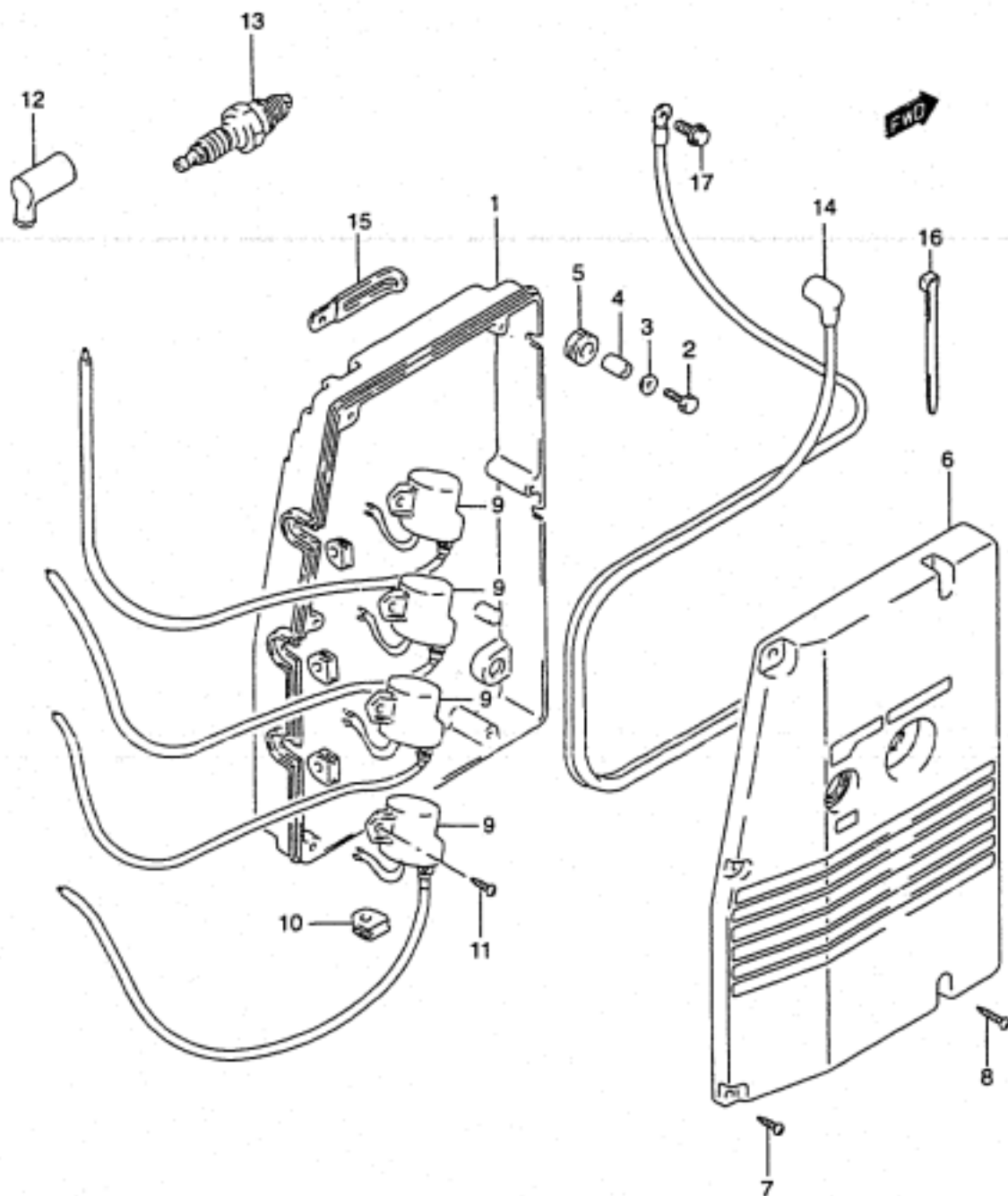


REF.NO.	PART NO.	DESCRIPTION	QTY.	REMARKS
1	32890-94610	HOLDER, ELECTRIC PARTS	1	→32890-94810
1A	32890-94810	HOLDER SET, ELECTRIC PARTS	1	-MODEL:95
2	32890-94640	.HOLDER, ELECTRIC PARTS	1	
3	37933-94600	.BRACKET, RESET	2	
4	01550-06253	.BOLT	2	
5	01550-06163	.BOLT	2	
6	09159-14014	.NUT	1	
7	08316-10063	.NUT	5	
8	09160-06079	.WASHER	2	
9	09180-06264	.SPACER	1	
10	02142-06253	.SCREW	1	
11	32890-94640	HOLDER, ELECTRIC PARTS	1	MODEL:96,97
12	01500-08307	BOLT	4	
13	09160-08054	WASHER (8.5X20X1.6)	4	
14	09180-08193	SPACER (8.5X12X17)	4	
15	09320-12028	CUSHION (ID:12,OD:20,L:17.5)	4	
16	32895-94630	COVER, HOLDER PARTS	1	
17	03212-05203	SCREW	5	
18	03212-05303	SCREW	1	
19	33410-94620	COIL ASSY, IGNITION	4	
20	09309-06007	GROMMET (D1:6.8)	4	
21	03212-05203	SCREW	8	
22-1	33510-95520	CAP, SPARK PLUG	4	MODEL:86-88
22-2	33510-87D20	CAP, SPARK PLUG	4	MODEL:89-97
23-1	09482-00151	SPARK PLUG (B8HS)	4	
23-2	09482-00464	SPARK PLUG (BR8HCS)	4	DT115,MODEL:91-97 DT140,-MODEL:96
24	33810-94601	CABLE ASSY, STARTER	1	
25	36830-94600	WIRING, IGN COIL	1	MODEL:86-88
26	09404-08205	CLAMP (L:50)	1	
27	09407-14403	CLAMP (L:125)	4	
28	09250-12005	PLUG (D1:12,D2:17)	1	MODEL:91-96
29	01550-08167	BOLT	1	

REFER TO FIG.28 (E-8) FOR DT115S/140EFI

FIG.28

REF.NO. PART NO. DESCRIPTION REMARKS

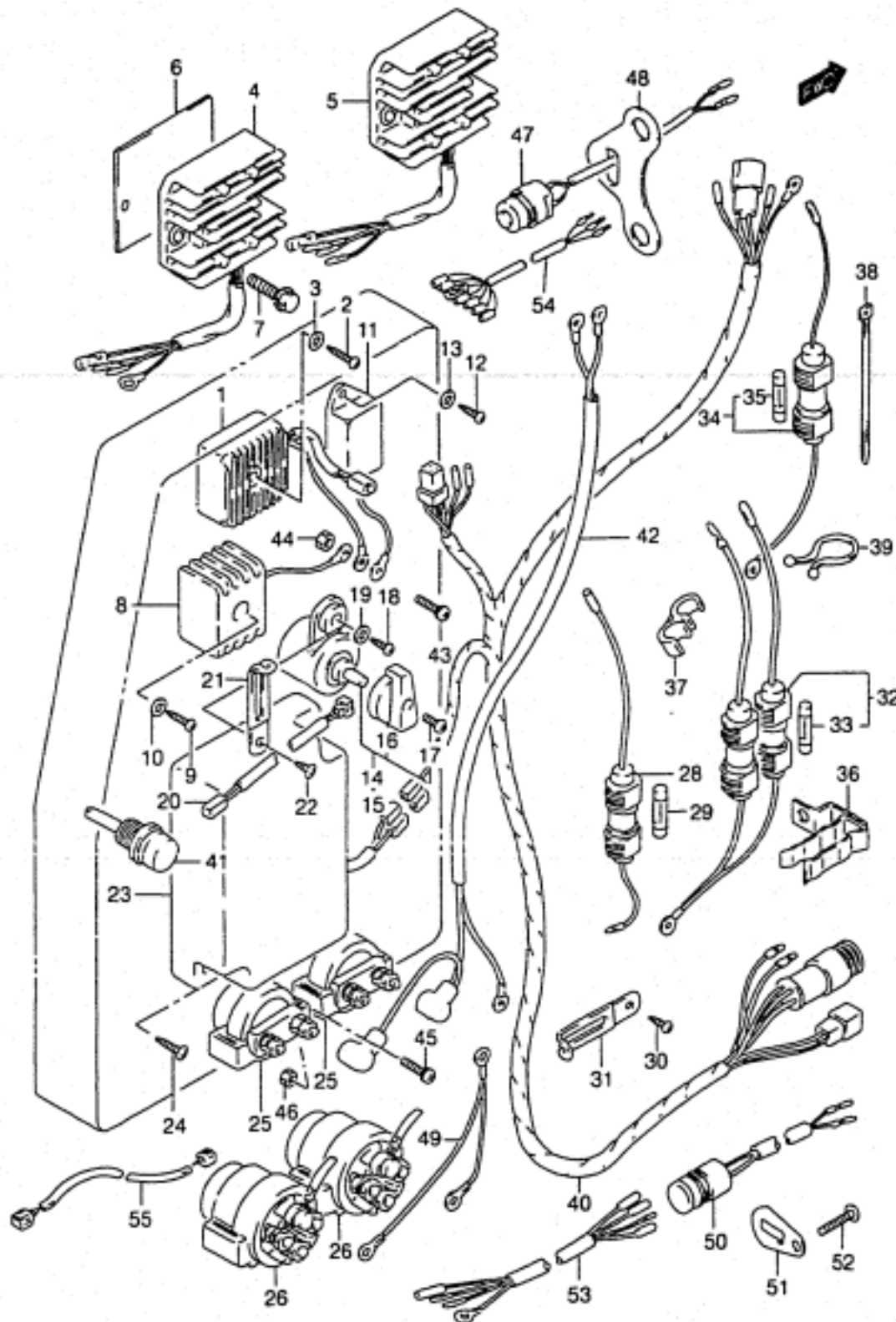


REF.NO.	PART NO.	DESCRIPTION	QTY.	REMARKS
1	32890-94640	HOLDER, ELECTRIC PARTS	1	
2	01500-08307	BOLT	4	
3	09160-08124	WASHER (8.5X20X1.6)	4	
4	09180-08193	SPACER (8.5X12X17)	4	
5	09320-12028	CUSHION (ID:12,OD:20,L:17.5)	4	
6	32895-94630	COVER, HOLDER PARTS	1	
7	03212-05203	SCREW	4	
8	03212-05303	SCREW	1	
9	33410-94630	COIL ASSY, IGNITION	4	
10	09309-06007	GROMMET (D1:6.8)	4	
11	03212-05203	SCREW	4	
12	33510-87D20	CAP, SPARK PLUG	4	
13	09482-00370	SPARK PLUG (BR8HS)	4	
14	33810-94601	CABLE ASSY, STARTER	1	
15	09404-08205	CLAMP (L:50)	1	
16	09407-14403	CLAMP (L:125)	4	
17	01550-08167	BOLT	1	



**FIG.29**

QTY.



REF.NO.	PART NO.	DESCRIPTION	QTY.	REMARKS
1	32800-94601	RECT & REGULATOR ASSY	1	MODEL: 86-88
2	03212-05303	SCREW	1	
3	08322-01057	WASHER	1	
4	32800-87E00	RECT & REGULATOR ASSY	1	MODEL:89,90
5-1	32800-94610	RECT & REGULATOR ASSY	1	MODEL: 91- 94
5-2	32800-94620	RECT & REGULATOR ASSY	1	DT115: 461656- DT140: 461585-
6	32805-94600	PLATE ASSY, RECT & REGULATOR	1	MODEL: 90,91
7-1	01550-06257	BOLT	2	MODEL: 89- 90
7-2	01550-06207	BOLT	2	MODEL: 91-00
8	32800-95D01	RECTIFIER ASSY	1	MODEL: 86-88
9	03212-05253	SCREW	1	
10	08322-01057	WASHER	1	
11-1	37875-94611	UNIT, LOW OIL RESET	1	DT115:-608698 DT140:-608910
11-2	37875-94630	UNIT, LOW OIL RESET	1	DT115:608699-711082 DT140:608911-710784
11-3	37875-94641	UNIT, LOW OIL RESET	1	DT115:811083- DT140:810785-
12	03212-05163	SCREW	1	
13	08322-01057	WASHER	1	
14	37920-87D00	SWITCH ASSY, IGNITION TIMING	1	MODEL: 86- 88
15	37920-94621	SWITCH ASSY, IGNITION TIMING	1	MODEL:89,90
16	37922-94610	.KNOB	1	
17	02112-04087	.SCREW	1	
18	03212-05123	SCREW	1	
19	09160-05024	WASHER	1	
20	37940-94701	RESISTOR, IGN TIMING	1	MODEL: 91- 94
21	09404-06432	CLAMP (L:80)	1	MODEL: 91- 94
22	03242-05103	SCREW	1	MODEL: 91- 94
23-1	32900-94602	CDI UNIT	1	DT115:608993-812886 DT140:609254-812249
23-2	32900-94640	CDI UNIT	1	DT115:912900- DT140:912231
24	03242-05253	SCREW	2	

FIG.29

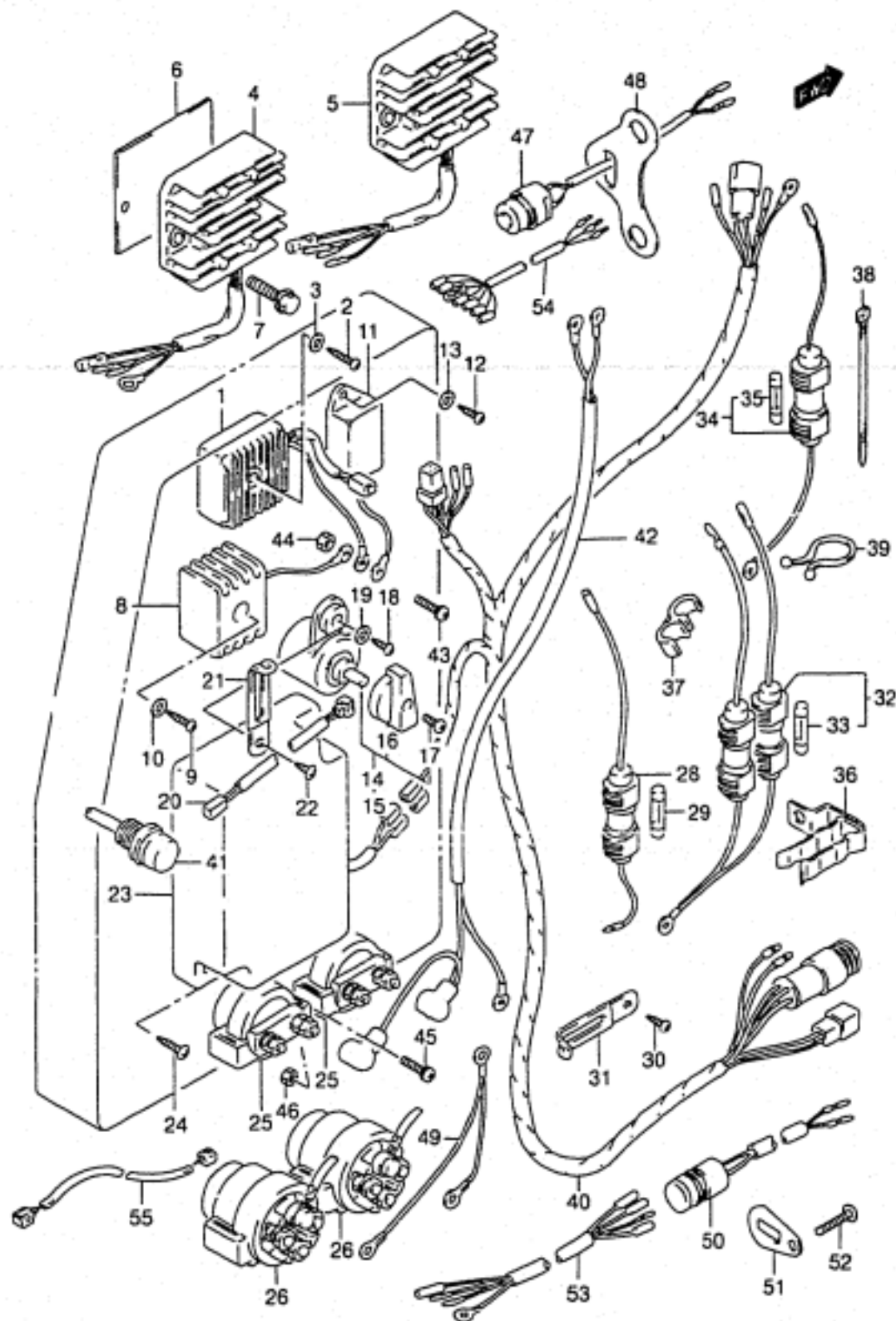


FIG.29 ( E-10)

ELECTRICAL (-MODEL:00)

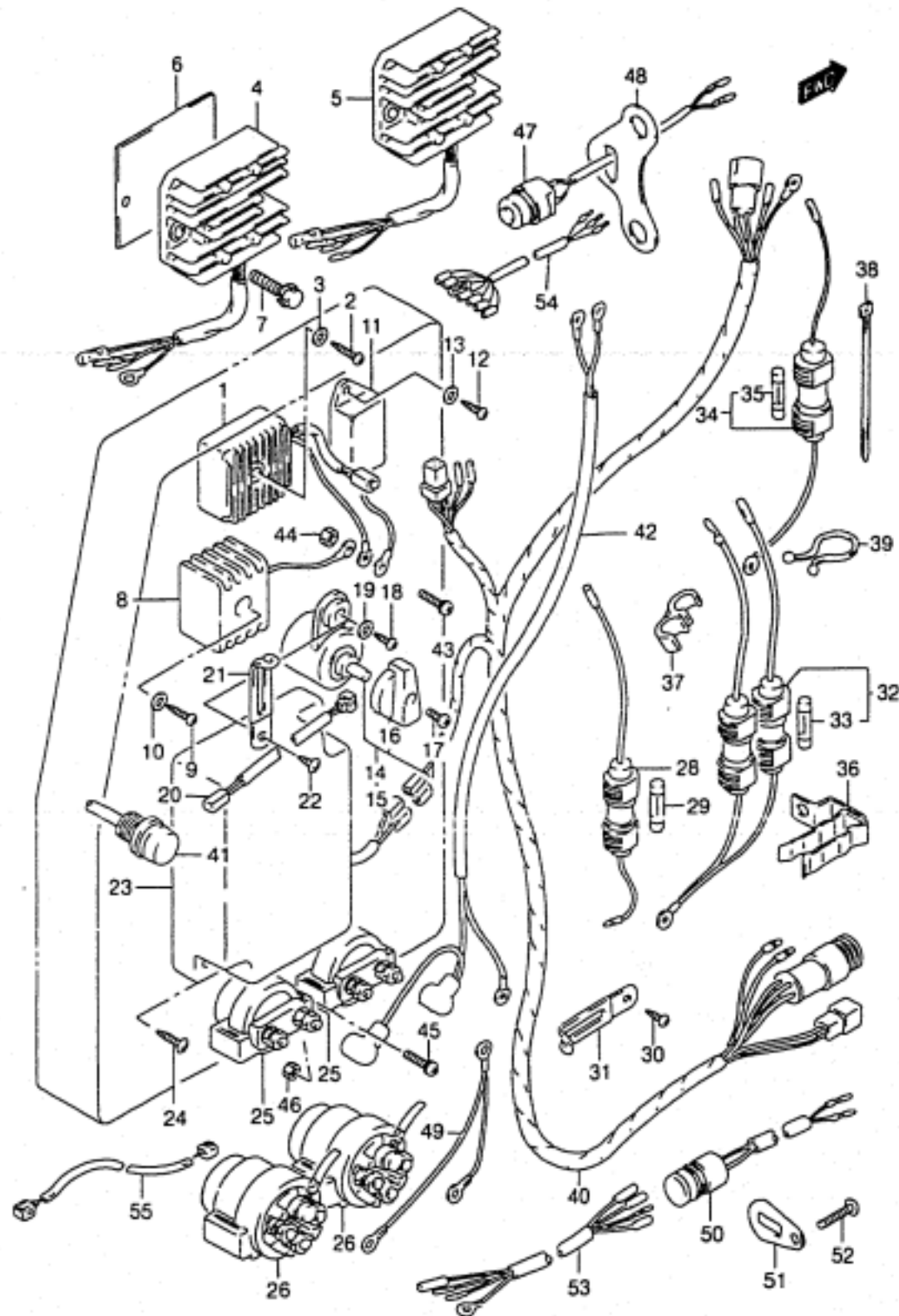
QTY.

REF.NO.	PART NO.	DESCRIPTION	QTY.	REMARKS
25	38410-94540	RELAY ASSY, TRIM UP & DN	2	MODEL:86-89
26	38410-94551	RELAY ASSY, TRIM UP & DN	2	MODEL:90-00
28	36740-94720	CASE ASSY, FUSE BATTERY	1	MODEL:86-88
29	09481-20001	.FUSE 20A	1	MODEL:86-88
30	03212-05123	SCREW	1	
31-1	09404-08205	CLAMP (L:82)	1	
31-2	09404-08206	CLAMP (L:82)	1	
32	36740-94771	CASE ASSY, FUSE	1	
33	09481-25001	.FUSE, 25A	1	
34	36740-94620	CASE ASSY, FUSE	1	DT115S/140EFI
35	09481-10001	.FUSE, 10A	1	DT115S/140EFI
36	36791-87E00	HOLDER, FUSE CASE	1	MODEL:89-93
37	09408-00043	HOLDER, FUSE CASE	1	MODEL:94-00
38	09407-08401	CLAMP, FUSE LEAD	1	
39	09408-00021	CLIP	1	MODEL:89-92
40-1	36610-94600	HARNESS ASSY, WIRING	1	DT115:-608590 DT140:-608910
40-2	36610-94631	HARNESS ASSY, WIRING	1	DT115:608591- DT140:608911-
40-3	36610-94640	HARNESS ASSY, WIRING	1	MODEL:89-92
40-4	36610-94670	HARNESS ASSY, WIRING	1	MODEL:93-96
40-5	36610-94680	HARNESS ASSY, WIRING	1	DT115S/140EFI
41	37930-94706	SWITCH ASSY, OIL WARNING RESET	1	MODEL:86-88
42	33831-94630	CABLE ASSY, TRIM RELAY	1	
43	02112-36207	SCREW	1	
44	08310-00067	NUT	1	
45	02112-36207	SCREW	1	
46	08310-00067	NUT	1	
47	34820-94600	SENSOR, ENGINE TEMP	1	MODEL:89
48	34853-94600	SUPPORT, ENGINE TEMP SENSOR	1	MODEL:89

FIG.29

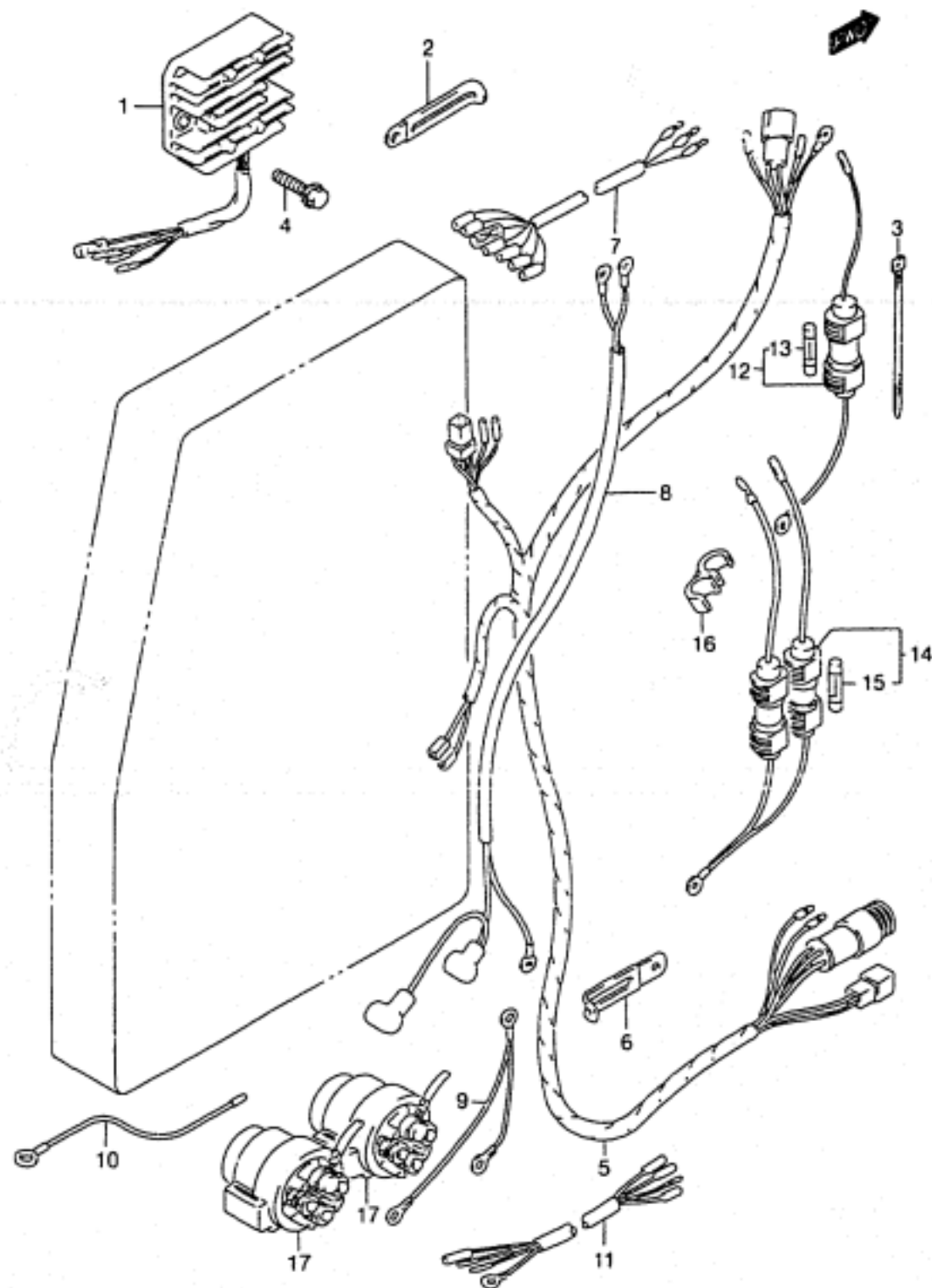
FIG.29 ( E-11)

ELECTRICAL (-MODEL:00)



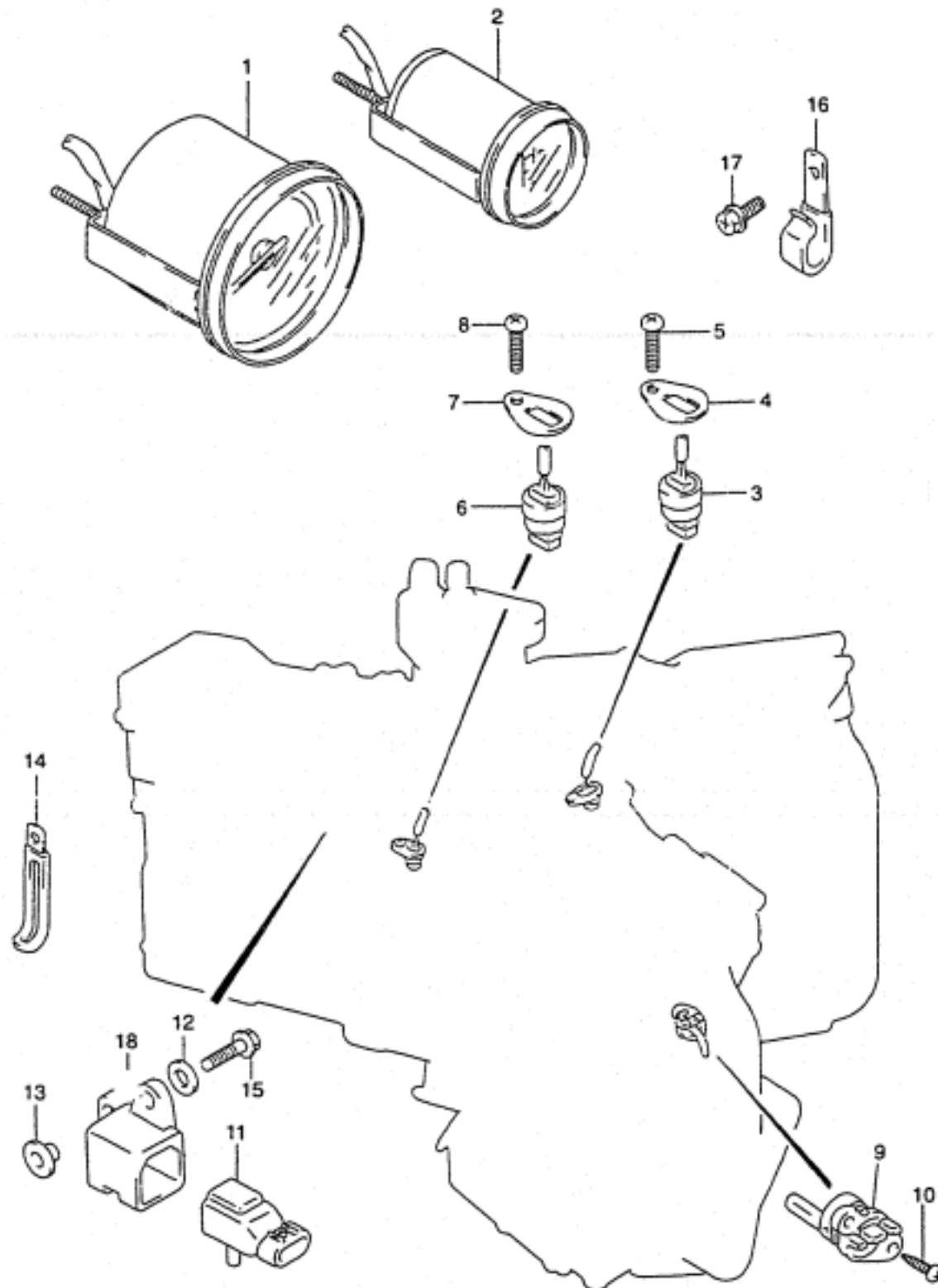
REF.NO.	PART NO.	DESCRIPTION	QTY.	REMARKS
49	33832-94601	CABLE ASSY, TRIM RELAY GROUND	1	
50	34850-94600	SENSOR ASSY, HEAT	1	MODEL:92-97
51	34853-94700	SUPPORT, HEAT SENSOR	1	MODEL:92-97
52	09125-06069	SCREW	1	MODEL:92-97
53-1	36810-94601	LEAD, RECTIFIER EXT	1	MODEL:94-97
53-2	36810-94610	LEAD, RECTIFIER EXT	1	DT115S/140EFI
54	36630-92E00	WIRE ASSY, INSTRUMENT	1	MODEL:93-00
55	36682-92E00	WIRE, TRIM GAUGE EXTENTION	1	MODEL:93-00

FIG.29A



REF.NO.	PART NO.	DESCRIPTION	QTY.	REMARKS
1	32800-94620	RECT & REGULATOR ASSY	1	
2	09404-08205	CLAMP	1	
3	09407-14403	CLAMP	1	
4	01550-06207	BOLT	2	
5	36610-94680	HARNESS ASSY, WIRING	1	
6-1	09404-08205	CLAMP (L:62)	1	
6-2	09404-08206	CLAMP (L:82)	1	
7	36630-92E00	WIRE, INSTRUMENT	1	
8	33831-94630	CABLE, TRIM RELAY	1	
9	33832-94601	CABLE, TRIM RELAY GND	1	
10	37801-98300	LEAD, REGULATOR GND	1	
11	36810-94610	LEAD, RECT EXT	1	
12	36740-94620	CASE ASSY, FUSE	1	
13	09481-10001	.FUSE (10A)	1	
14	36740-94771	CASE ASSY, FUSE	1	
15	09481-25001	.FUSE (25A)	1	
16	09408-00043	HOLDER, FUSE CASE	1	
17	38410-94551	RELAY ASSY, PTT (UP & DN)	2	

FIG.30



REF.NO.	PART NO.	DESCRIPTION	QTY.	REMARKS
1	34200-92E02	TACHOMETER ASSY	1	
2	34700-92E11	GAUGE ASSY, MONITORING	1	
3	34830-92E00	SENSOR, CYLINDER TEMP	1	
4	34853-94700	SUPPORTER, CYLINDER TEMP	1	
5	09125-06069	SCREW, CYLINDER TEMP	1	6X12
6	34830-94600	SENSOR, AIR TEMP	1	-MODEL:99
7	34853-94700	SUPPORTER, TEMP SENSOR	1	-MODEL:99
8	09125-06069	SCREW (6X12)	1	-MODEL:99
9	34876-92E00	PLUG, WATER SNSR HOLE	1	
10	03212-05163	SCREW, WATER SNSR HOLE PLUG	2	
11-1	18590-94600	SENSOR, AIR PRESSURE	1	
11-2	18590-53A01	SENSOR, AIR PRESSURE	1	OPT,-MODEL:96
12-1	09160-06052	WASHER, AIR PRESSURE	1	6.5X16X1.20
12-2	09160-06084	WASHER, AIR PRESSURE	1	OPT,6.5X18X1.60
13	09169-06062	SPACER, AIR PRESSURE	1	6.3X17X1.60
14	09404-06432	CLAMP, AIR PRESSURE	1	
15	02162-06257	BOLT, AIR PRESSURE	1	
16	09403-17304	CLAMP, PTT MOTOR CABLE	1	
17	02162-06127	BOLT, PTT MOTOR CABLE	1	
18-1	34881-94600	BRACKET, AIR PRESSURE SENSOR	1	
18-2	34881-92E00	BRACKET, AIR PRESSURE SENSOR	1	OPT

**FIG.31**

FIG.31 ( E-14)

ENGINE CONTROL UNIT (DT115S/140EFI)

QTY.

REF.NO.	PART NO.	DESCRIPTION	QTY.	REMARKS
1-1	33920-94601	UNIT, ENGINE CONTROL	1	DT115S
1-2	33920-94630	UNIT, ENGINE CONTROL	1	DT115S MODEL:00,01
1-3	33920-94610	UNIT, ENGINE CONTROL	1	DT140EFI
1-4	33920-94640	UNIT, ENGINE CONTROL	1	DT140EFI MODEL:00,01
2	36615-96300	TERMINAL, RESIN	4	
3	01550-06403	BOLT, ENGINE CONTROL UNIT	4	
4	08310-00063	NUT, ENGINE CONTROL UNIT	4	
5	09404-06432	CLAMP, UNIT LEAD (L:80)	3	

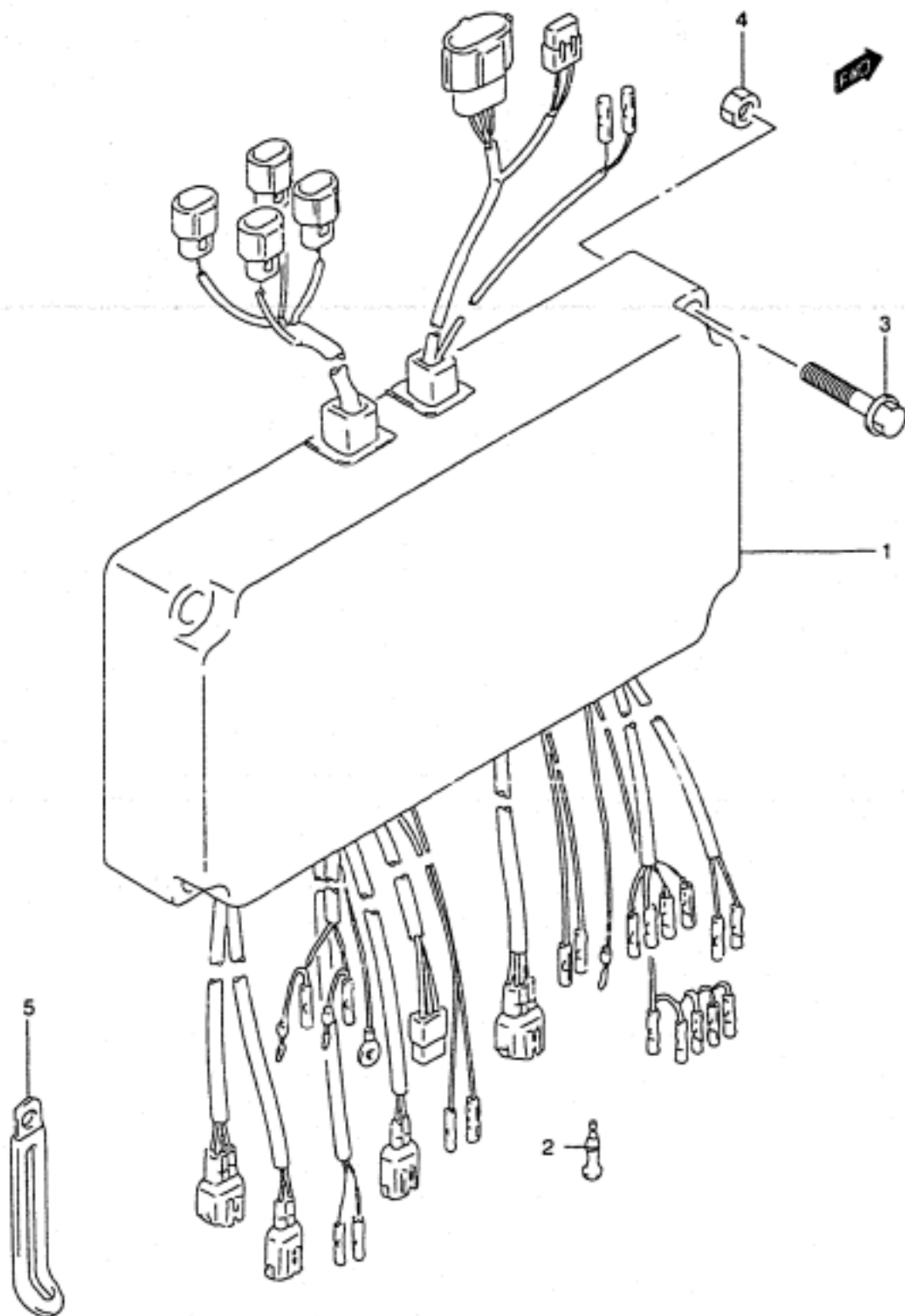
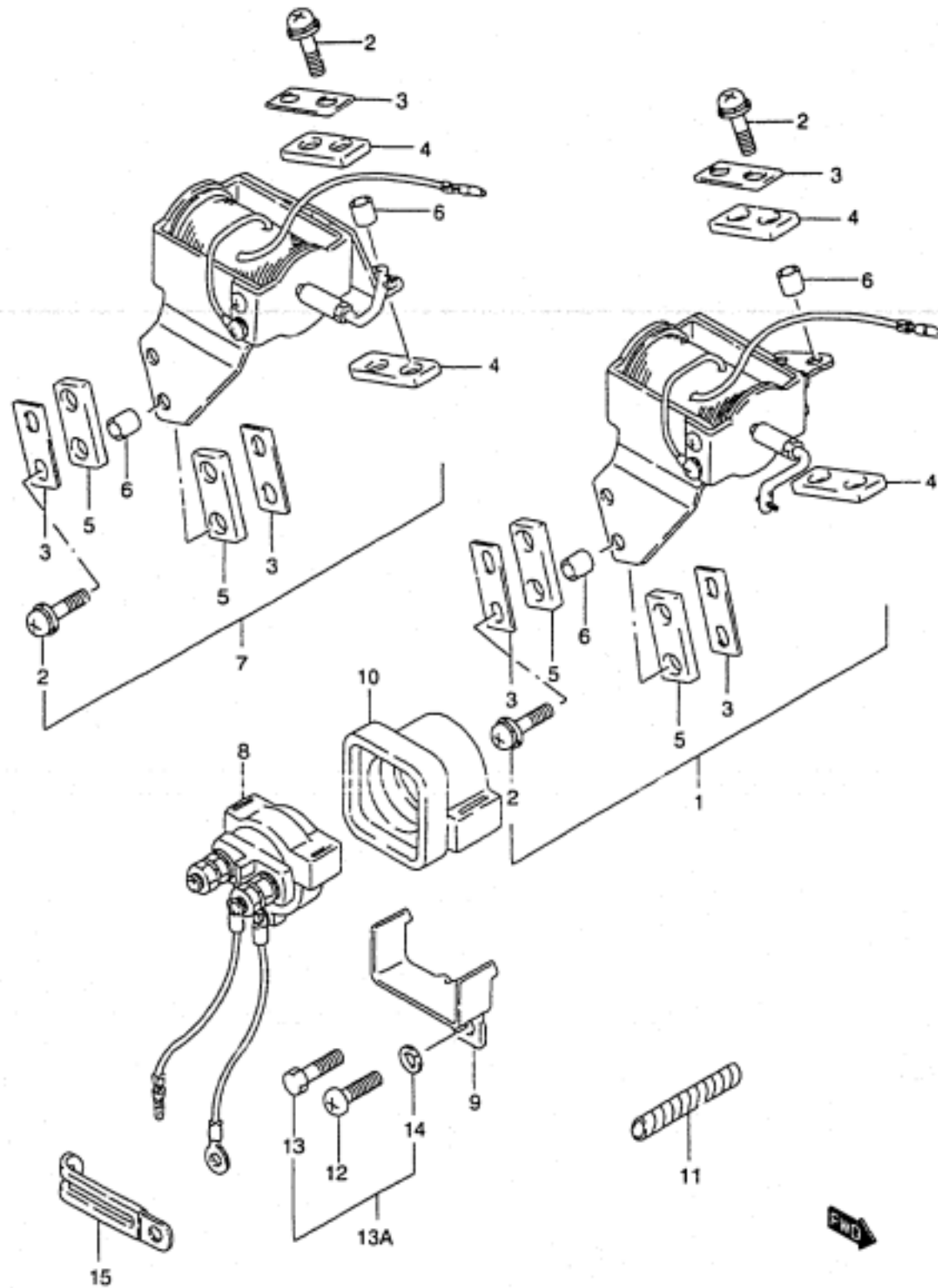


FIG.32



REF.NO.	PART NO.	DESCRIPTION	QTY.	REMARKS
1	38600-94810	SOLENOID SET, CHOKE	1	DT115
2	02112-75207	.SCREW	4	
3	38617-94600	.PLATE, CHOKE SOLENOID	3	
4	38615-94600	.CUSHION, CHOKE SOLENOID	2	
5	38616-94600	.CUSHION, CHOKE SOLENOID	2	
6	09180-06248	.SPACER, CHOKE SOLENOID	4	
7	36600-94821	SOLENOID SET, CHOKE	1	DT140 -MODEL:96
8	31800-94401	RELAY ASSY, STARTER	1	
9	38412-94500	BRACKET, STARTER RELAY	1	
10	38422-94520	DAMPER, STARTER RELAY	1	
11	38423-95510	TUBE	1	
12	02112-06167	SCREW	1	MODEL:86-89
13	01500-06167	BOLT	1	MODEL:90-93
13A	01580-06167	BOLT	1	MODEL:94-97
14	08321-01067	LOCK WASHER	1	MODEL:86-93
15	09404-06432	CLAMP (L:80)	1	

**FIG.33**

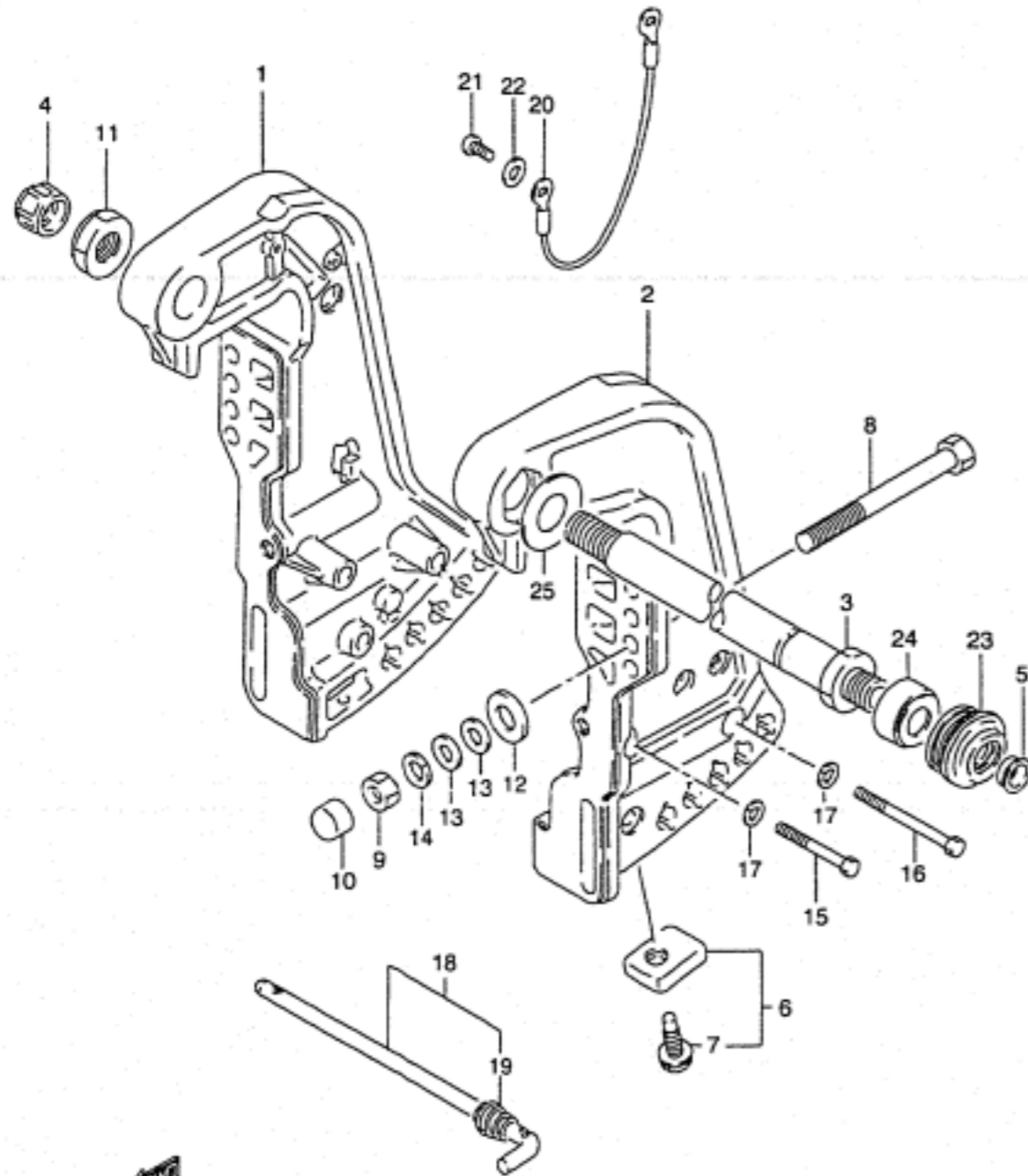


FIG.33 ( F-2) CLAMP BRACKET (-MODEL:95)

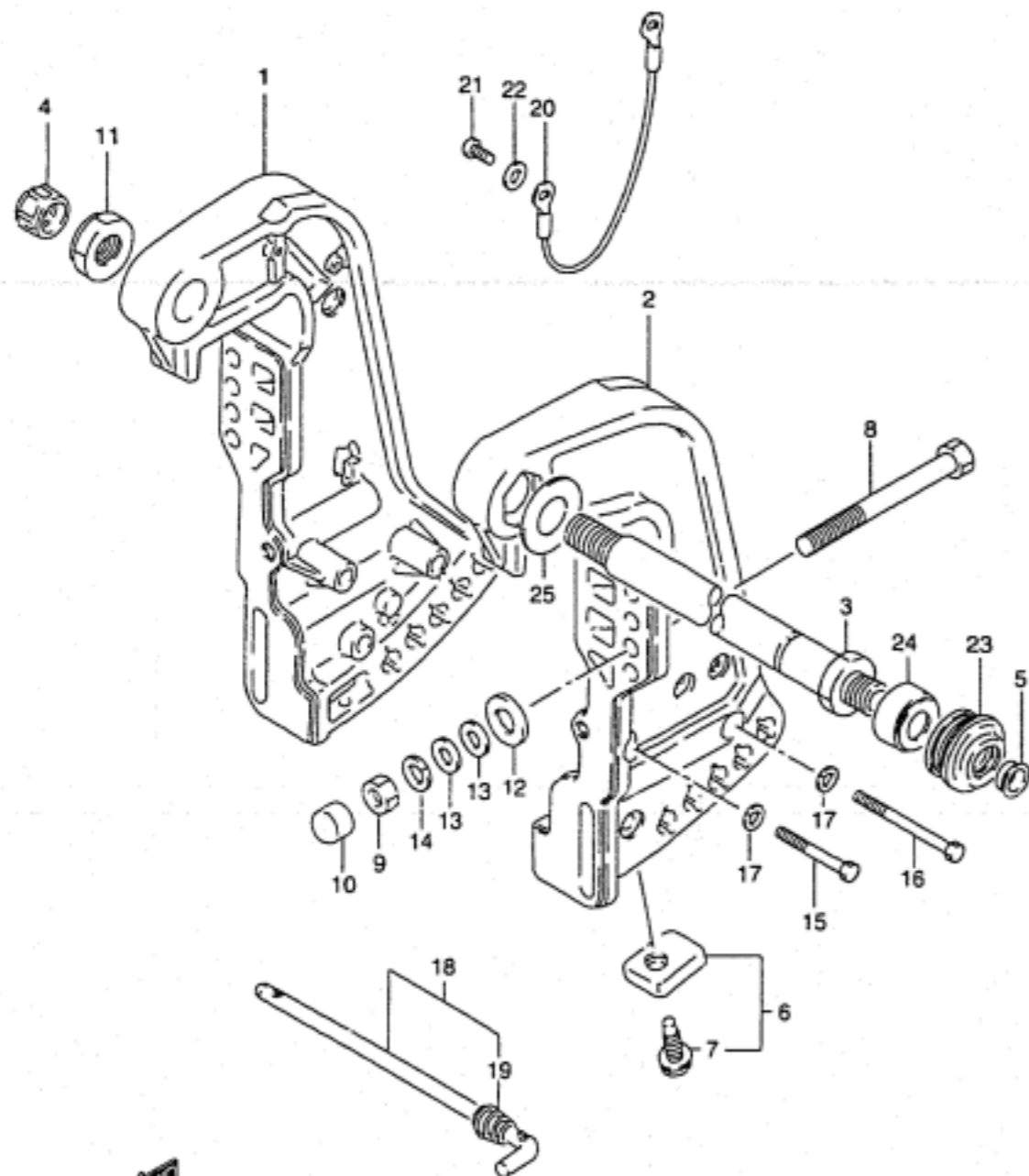
REF.NO.	PART NO.	DESCRIPTION	QTY.	REMARKS
1-1	41111-94511-02M	BRACKET, CLAMP STBD	1	DT115:-608865 DT140:-609069 →41111-95602-0ED USED WITH 09160-22046
1-2	41111-95602-0ED	BRACKET, CLAMP STBD	1	DT115:608866- DT140:609070-
1-3	41111-94511-01T	BRACKET, CLAMP STBD	1	DT115:-608865 DT140:-609069 →41111-95602-0ED USED WITH 09160-22046
2-1	41121-94531-02M	BRACKET, CLAMP PORT	1	DT115:-608865 DT140:-609069 →41121-95610-0ED USED WITH 09160-22046,41130-95520
2-2	41121-94532-02M	BRACKET, CLAMP PORT	1	DT115:608866-609018 DT140:609070-609260 →41121-95610-0ED USED WITH 41130-95520
2-3	41121-94531-01T	BRACKET, CLAMP PORT	1	DT115:-608865 DT140:-609069 →41121-95610-0ED USED WITH 09160-22046,41130-95520
2-4	41121-94532-01T	BRACKET, CLAMP PORT	1	DT115:608866-609018 DT140:609070-609260 →41121-95610-0ED USED WITH 41130-95520
2-5	41121-95610-0ED	BRACKET, CLAMP PORT	1	MODEL:87-95
3	41130-95540	SHAFT, CLAMP BRACKET	1	
4	41151-94500	CAP, CLAMP BRACKET SHAFT	1	
5	41152-94500	PLUG, CLAMP BRACKET SHAFT	1	
6	55320-95310	ZINC SET, PROTECTION	1	
7	09116-06094	.BOLT (6X16)	1	

COLOR : 01T (WHITE)  
02M (SILVER)  
0ED (GRAY)

REFER TO FIG.34(F-4) FOR MODEL:96-01



FIG.33



REF.NO.	PART NO.	DESCRIPTION	QTY.	REMARKS
8	09100-12039	BOLT (12X100)	4	
9	09140-12028	NUT	4	
10	41153-94500	CAP	4	
11	09159-22003	NUT	1	
12	09160-12044	WASHER (12.5X35X3.2)	4	
13	09160-12066	WASHER (12.5X22X2.5)	6	
14	09162-12005	WASHER (12.2X21.5X3.0)	4	
15	09100-10155	BOLT (10X50)	2	
16	09100-10264	BOLT (10X80)	4	
17	09162-10005	WASHER (10.2X18.4X2.5)	6	
18	45420-95500	PIN, TILT LOCK	1	
19	09441-24002	.SPRING	1	
20	36894-95201	LEAD (L:165)	1	
21	09125-05050	SCREW (5X8)	2	
22	09161-05114	WASHER (5.2X11X1)	2	
23	41161-95250	SEAL, STEERING CABLE	1	OPT -MODEL:86
24	41161-94400	SEAL, STEERING CABLE	1	MODEL:87-95
25	09160-22046	WASHER (22.5X44X1.0)	1	DT115:608866- DT140:609070-

FIG.34

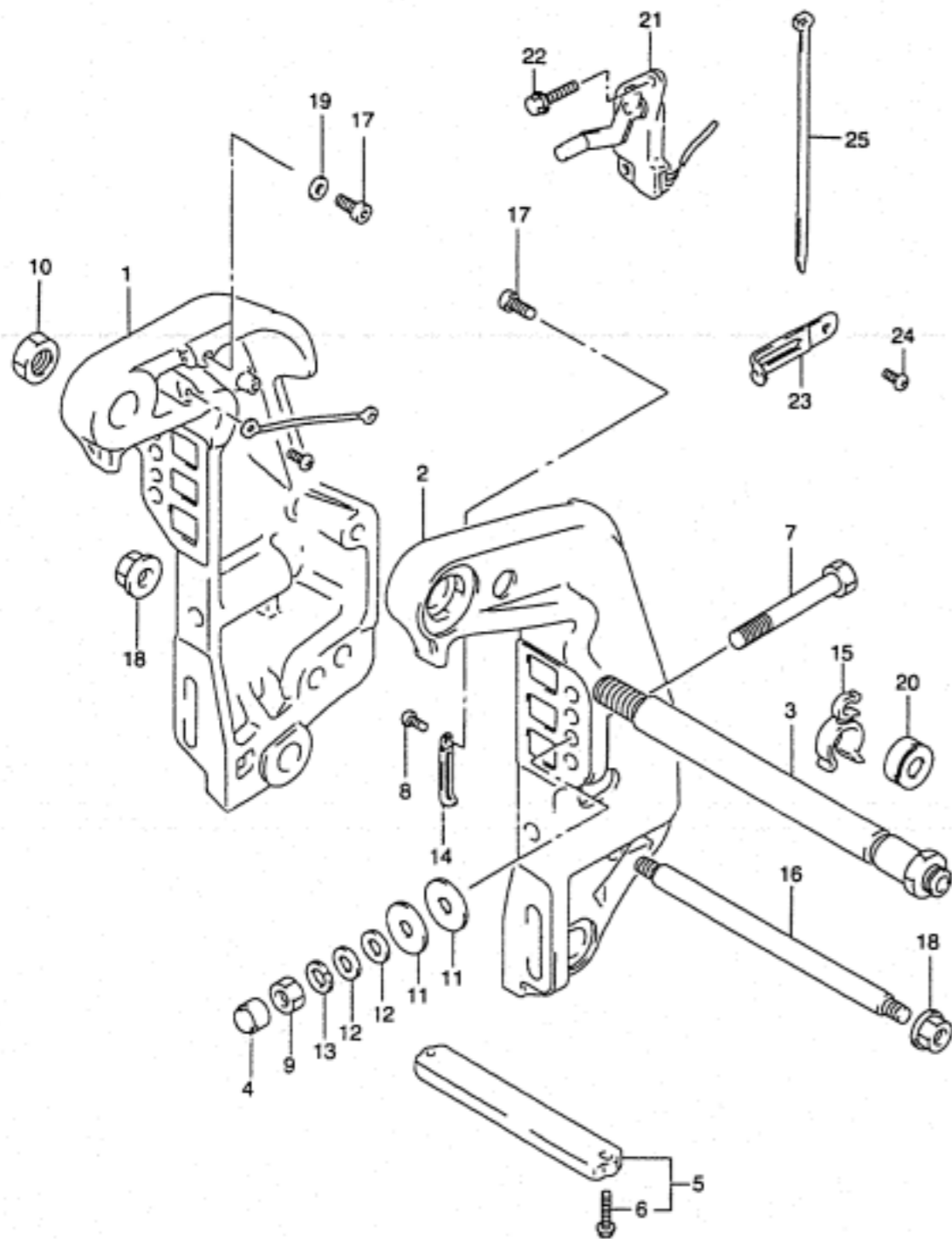
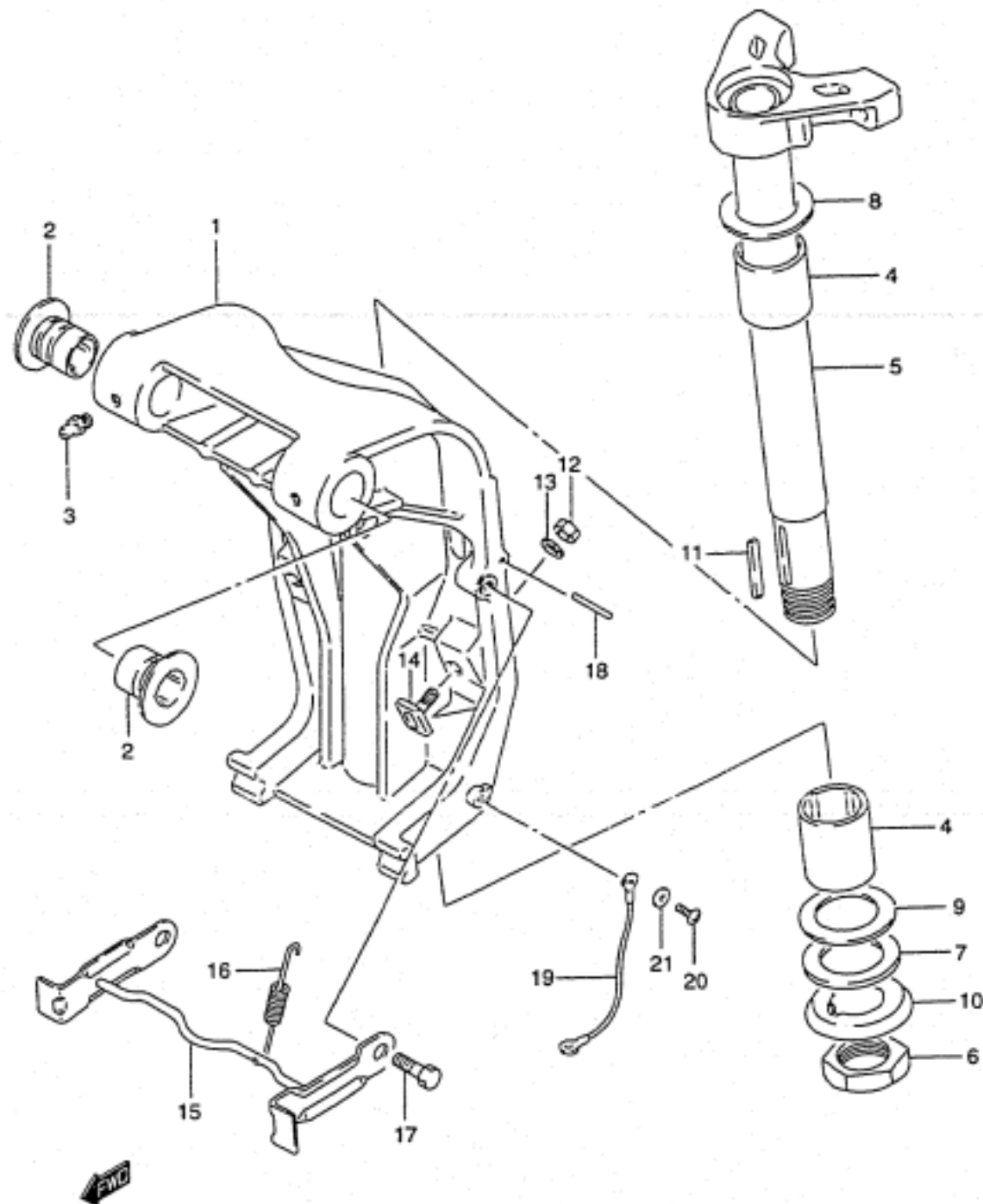


FIG.34 ( F-4) CLAMP BRACKET (MODEL:96-01)

REF.NO.	PART NO.	DESCRIPTION	QTY.	REMARKS
1-1	41111-95E03-0ED	BRACKET, CLAMP STBD	1	DT115/140 -MODEL:96
1-2	41111-94901-0ED	BRACKET, CLAMP STBD	1	DT115S,MODEL:96-01 DT115,MODEL:97 DT140EFI,MODEL:97-01
2-1	41121-95E05-0ED	BRACKET, CLAMP PORT	1	DT115/140,-MODEL:96 →41121-95E20-0ED USED WITH 33834-93E00
2-2	41121-94901-0ED	BRACKET, CLAMP PORT	1	DT115S,MODEL:96-01 DT115,MODEL:97 DT140EFI,MODEL:97-01
3	41130-95540	SHAFT, CLAMP BRKT	1	
4	41153-94500	CAP, TRANSOM BOLT	4	
5	55320-94900	ANODESET, CLAMP BRACKET	1	
6	09116-06121	.BOLT (6X25)	2	
7	09100-12039	BOLT	4	
8	09125-06063	SCREW (6X10)	1	
9	09140-12028	NUT	4	
10	09159-22003	NUT	1	
11	09160-12044	WASHER	4	
12	09160-12066	WASHER	4	
13	09162-12005	WASHER, LOCK	4	
14	09404-06432	CLAMP	1	
15	09408-00113	CLAMP	1	
16	45421-87D00	PIN, TILT LOCK	1	
17	09106-10065	BOLT (10X20)	2	
18	09159-14020	NUT	2	
19	09160-10082	WASHER	2	
20	41161-94400	SEAL, STEERING CABLE	1	
21	34801-94720	SENDER ASSY, TRIM	1	
22	09100-06113	BOLT	2	
23	09404-06432	CLAMP	1	
24	09125-06063	SCREW (6X10)	1	
25	09407-14403	CLAMP	2	

COLOR : 0ED (GRAY)

FIG.35



REF.NO.	PART NO.	DESCRIPTION	QTY.	REMARKS
1	43111-94521-0ED	BRACKET, SWIVEL	1	
2	43211-95510	BUSHING	2	
3	22511-99010	NIPPLE, GREASE	4	
4	09306-36002	BUSHING	2	
5	43740-94505-0ED	SHAFT, PILOT	1	
6	09140-33002	NUT	1	
7	09160-33002	WASHER, LOWER (33X60X3)	1	
8	09160-36004	WASHER, UPPER (36.5X60X2)	1	
9	09181-36005	SHIM (36.3X60X0.3)	0-2	
10	09166-33002	WASHER (33.1X66X1.0)	1	
11	09421-05006	KEY (B:5,H:5,L:48)	1	
12	09140-08016	NUT	2	
13	09162-08007	LOCK WASHER (8.2X15.4X2)	2	
14	48311-94501	PAD, TRIM CYLINDER RAM	2	
15	41220-95501-0ED	LEVER, TILT LOCK	1	
16	09443-10029	SPRING (L:81)	1	
17	09111-12008	BOLT (12X24.3)	2	
18	41225-94501	PIN, TILT LOCK SPRING	1	
19	36894-94401	LEAD	1	L:195
20	09125-05050	SCREW (5X8)	1	
21	09161-05114	WASHER	1	

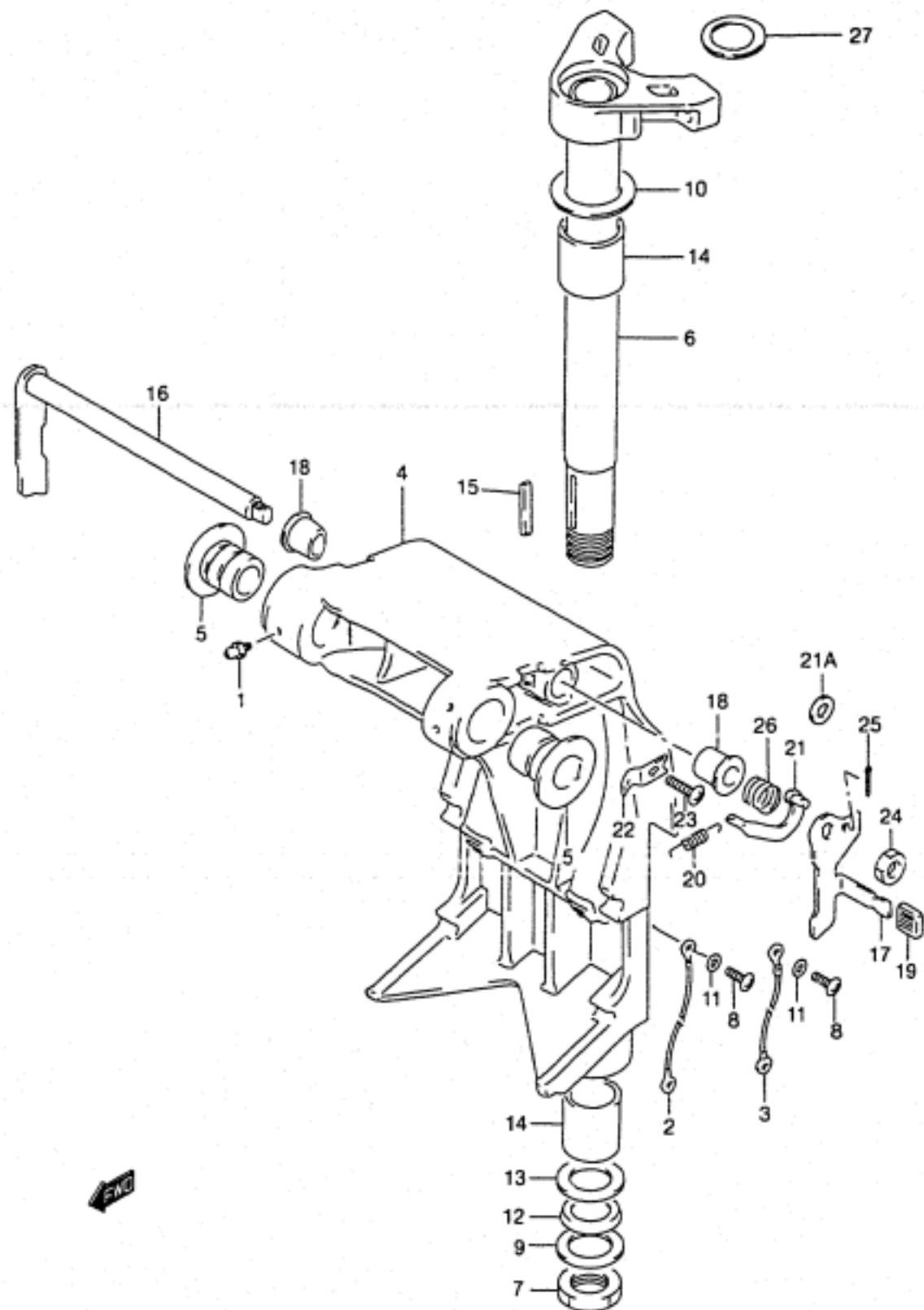
COLOR : 0ED (GRAY)

REFER TO FIG.36(F-6) FOR MODEL:96-01

FIG.36

FIG.36 ( F- 6)

SWIVEL BRACKET (MODEL:96-01)



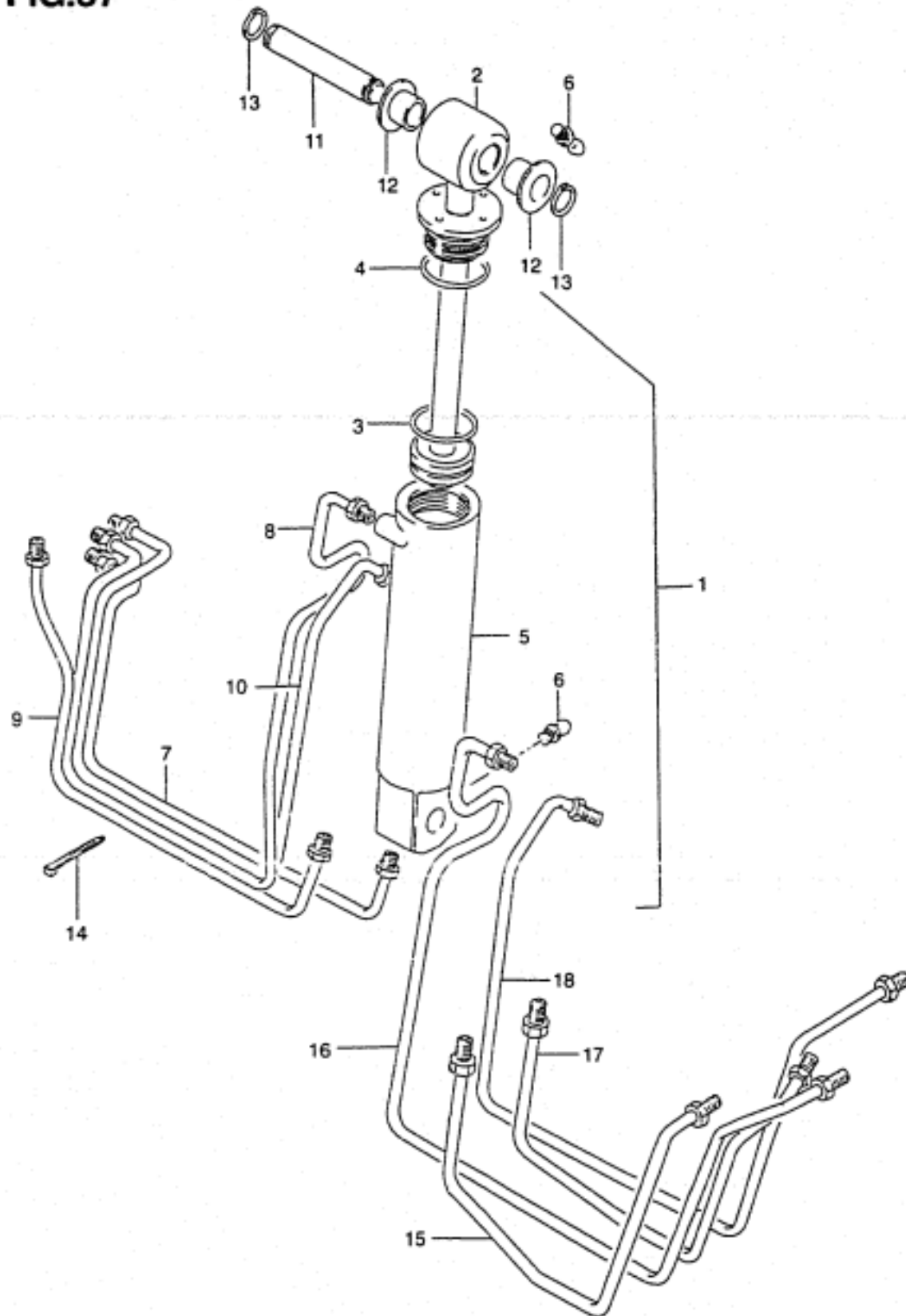
REF.NO.	PART NO.	DESCRIPTION	QTY.	REMARKS
1	22511-99010	NIPPLE, GREASE	5	
2	36894-94401	LEAD	1	
3	36894-95201	LEAD	1	
4	43111-94901-0ED	BRACKET, SWIVEL	1	
5	43211-95510	BUSH	2	
6	43740-94505-0ED	SHAFT, PILOT	1	
7	09140-33002	NUT	1	
8	09125-05050	SCREW (5X8)	3	
9	09160-33002	WASHER (33X60X3.0)	1	LOWER
10	09160-36004	WASHER (36.5X60X2.0)	1	UPPER
11	09161-05114	WASHER (5.2X11X1.0)	3	
12	09166-33002	WASHER	1	
13	09181-36005	SHIM (36.3X60X0.3)	4	
14	09306-36002	BUSH	2	
15	09421-05006	KEY	1	
16	41220-95E12	LEVER, TILT LOCK	1	
17	41221-95E40	LEVER, TILT LOCK PORT	1	
18	41224-95E01	BUSH, TILT STOPPER ROD	2	
19	41225-94400	RUBBER, TILT LOCK	1	
20	41228-95E00	SPRING, TILT LOCK LEVER	1	
21	41230-95E00	LINK, TILT LOCK LEVER	1	
21A	09160-06082	WASHER (6.5X13X1.0)	1	
22	41233-95E10	BRACKET, TILT LOCK SPRING	1	
23	09125-06063	SCREW (6X10)	1	
24	09140-10032	NUT	1	
25	09204-01006	PIN, COTTER	1	
26	09440-19028	SPRING	1	
27	09160-12067	WASHER (12.5X23X1.0)	1	

COLOR : 0ED (GRAY)

FIG.37

FIG.37 ( F- 7)

TILT CYLINDER (-MODEL:95)



REF.NO.	PART NO.	DESCRIPTION	QTY.	REMARKS
1	48400-94511-0ED	TILT CYLINDER ASSY	1	
2	48401-94501	.PISTON & PISTON ROD SUB ASSY	1	
3	48427-94500	.O RING, PISTON	1	
4	48433-94500	.O RING	1	
5	48441-94510	.TUBE, CYLINDER	1	
6	22511-99010	.GREASE NIPPLE	2	
7	48720-94521	PIPE, TILT INLET	1	
8	48730-94521	PIPE, TILT OUTLET	1	
9	48740-94521	PIPE, TRIM INLET	1	
10	48750-94521	PIPE, TRIM OUTLET	1	
11	48321-94510	SHAFT, TILT CYLINDER UPPER	1	
12	09306-16003	BUSHING	2	
13	09380-16003	SNAP RING	2	
14	09407-14403	CLAMP, PTT PIPE	6	
15	48720-94580	TUBE, TILT INLET	1	OPT:PORT SIDE
16	48730-94580	TUBE, TILT OUTLET	1	OPT:PORT SIDE
17	48740-94580	TUBE, TRIM INLET	1	OPT:PORT SIDE
18	48750-94580	TUBE, TRIM OUTLET	1	OPT:PORT SIDE

COLOR : 0ED (GRAY)

FIG.38

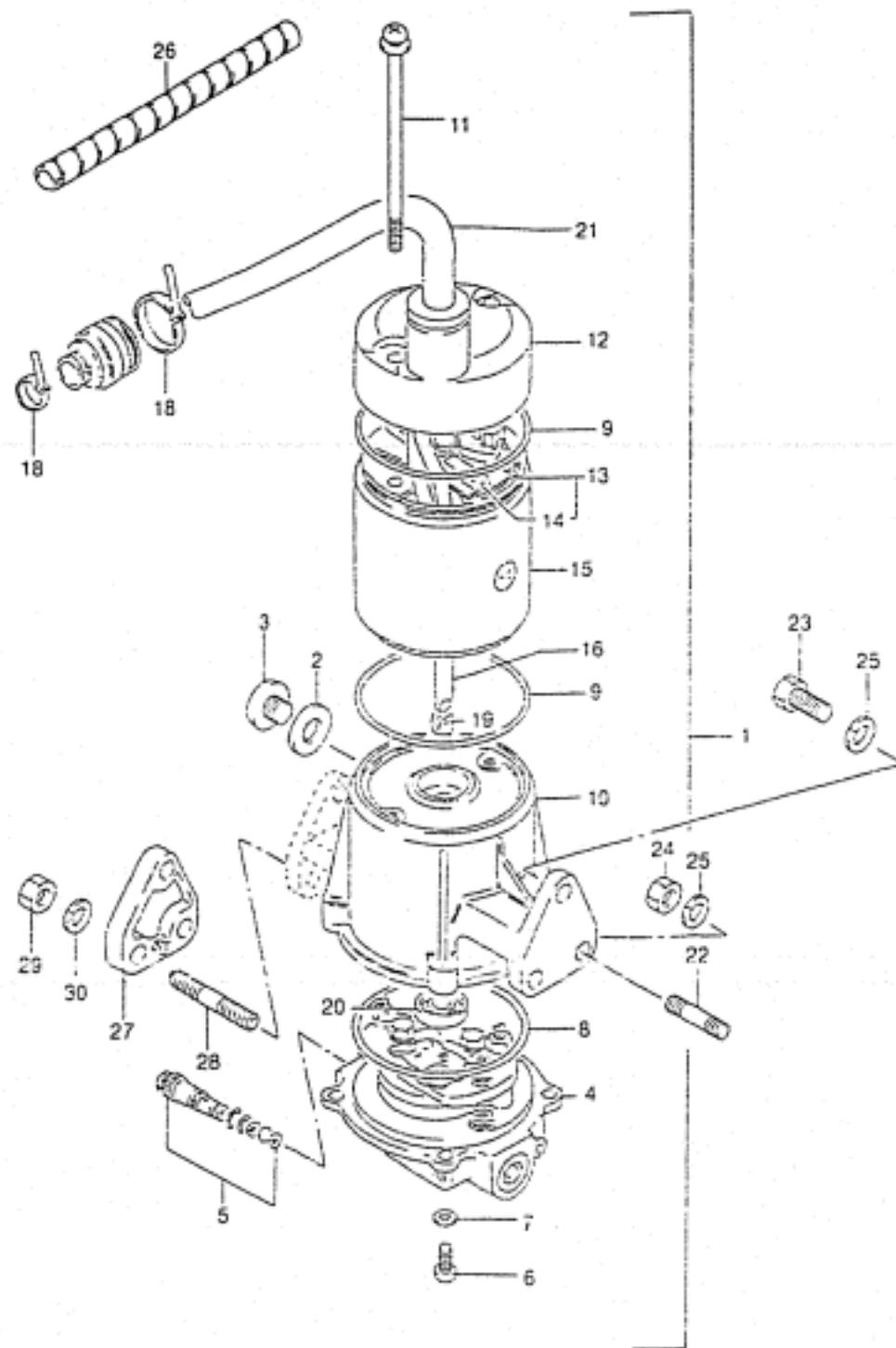


FIG.38 ( F- 8) POWER UNIT (MODEL:86-89)

REF.NO.	PART NO.	DESCRIPTION	QTY.	REMARKS
1-1	48500-94611-02M	POWER UNIT ASSY, POWER TRIM	1	MODEL:86-88 →48500-94620-0ED USED WITH 38410-94550, 33832-94601
1-2	48500-94600-01T	POWER UNIT ASSY, POWER TRIM	1	MODEL:86,48500-94620-0ED USED WITH 38410-94550, 33832-94601
1-3	48500-94611-01T	POWER UNIT ASSY, POWER TRIM	1	MODEL:87-89 →48500-94620-0ED USED WITH 38410-94550, 33832-94601
1-4	48500-94611-0ED	POWER UNIT ASSY, POWER TRIM	1	MODEL:89 →48500-94620-0ED USED WITH 38410-94550, 33832-94601
1-5	48500-94681-02M	POWER UNIT ASSY, POWER TRIM	1	OPT:PORT SIDE,MODEL:86-88 →48500-94690-0ED USED WITH 38410-94550, 33832-95601
1-6	48500-94681-01T	POWER UNIT ASSY, POWER TRIM	1	OPT:PORT SIDE,MODEL:86-88 →48500-94690-0ED USED WITH 38410-94550, 33832-95601
1-7	48500-94681-0ED	POWER UNIT ASSY, POWER TRIM	1	OPT:PORT SIDE,MODEL:89 →48500-94690-0ED USED WITH 38410-94550, 33832-94601
2	09168-10022	.GASKET (ID:9.3,OD:17.0)	1	
3	09248-10008	.PLUG (10X7.5)	2	
4	48502-94530	.VALVE BODY	1	
5	48550-94600	.VALVE. MANUAL	1	
6	48593-94500	.SCREW	4	
7	48592-94500	.WASHER	4	
8	48585-94520	.O RING	1	
9	09280-70005	.O RING (D:3.1,ID:69.4)	2	
10	48570-94600-0ED	.RESERVOIR ASSY	1	→48570-94600-02M

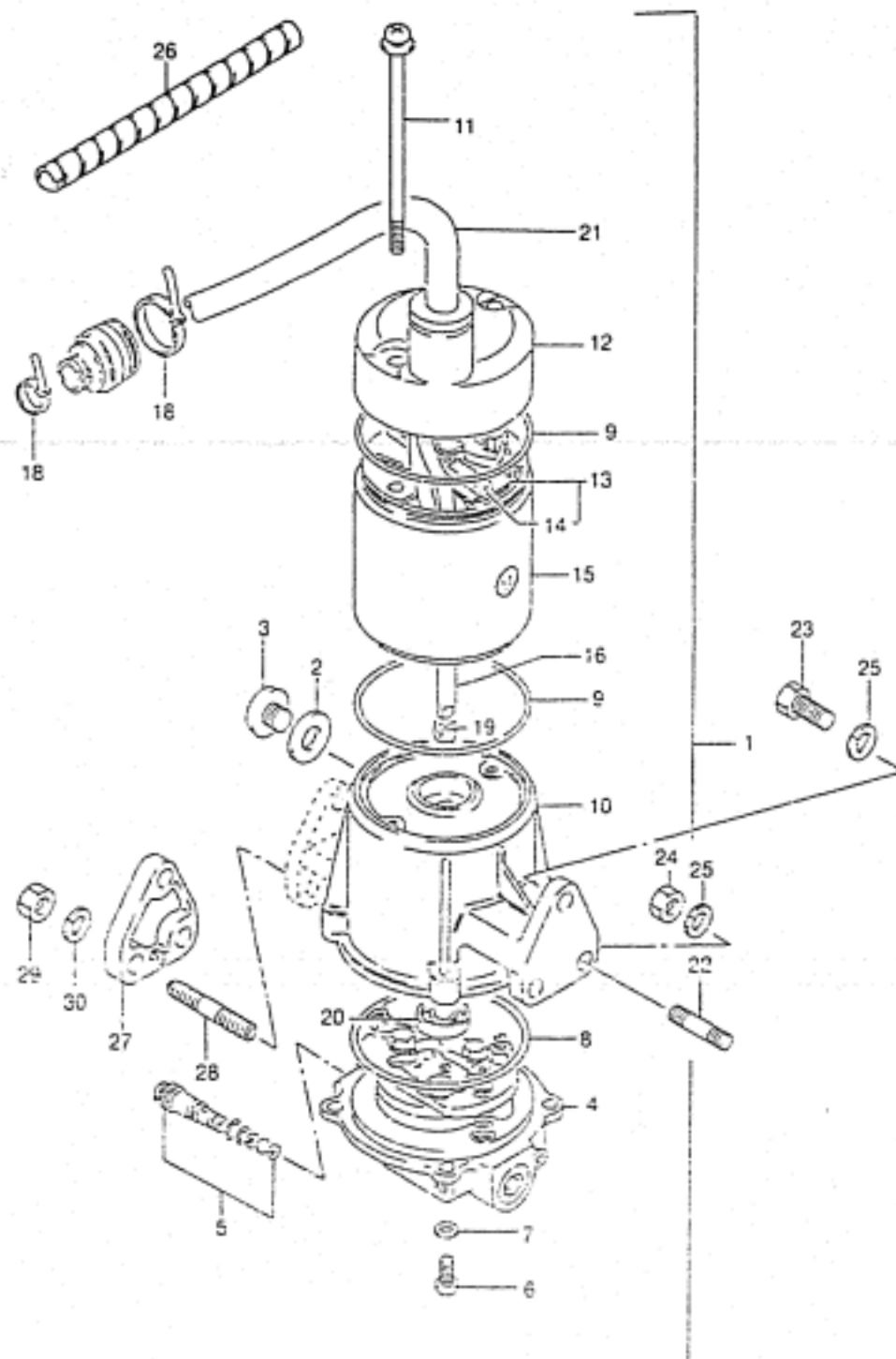
COLOR : 02M (SILVER), 01T (WHITE), 0ED (GRAY)

REFER TO FIG.39 (F-10) FOR MODEL:90-95  
REFER TO FIG.40 (F-11) FOR MODEL:96-01

FIG.38

QTY.

REMARKS

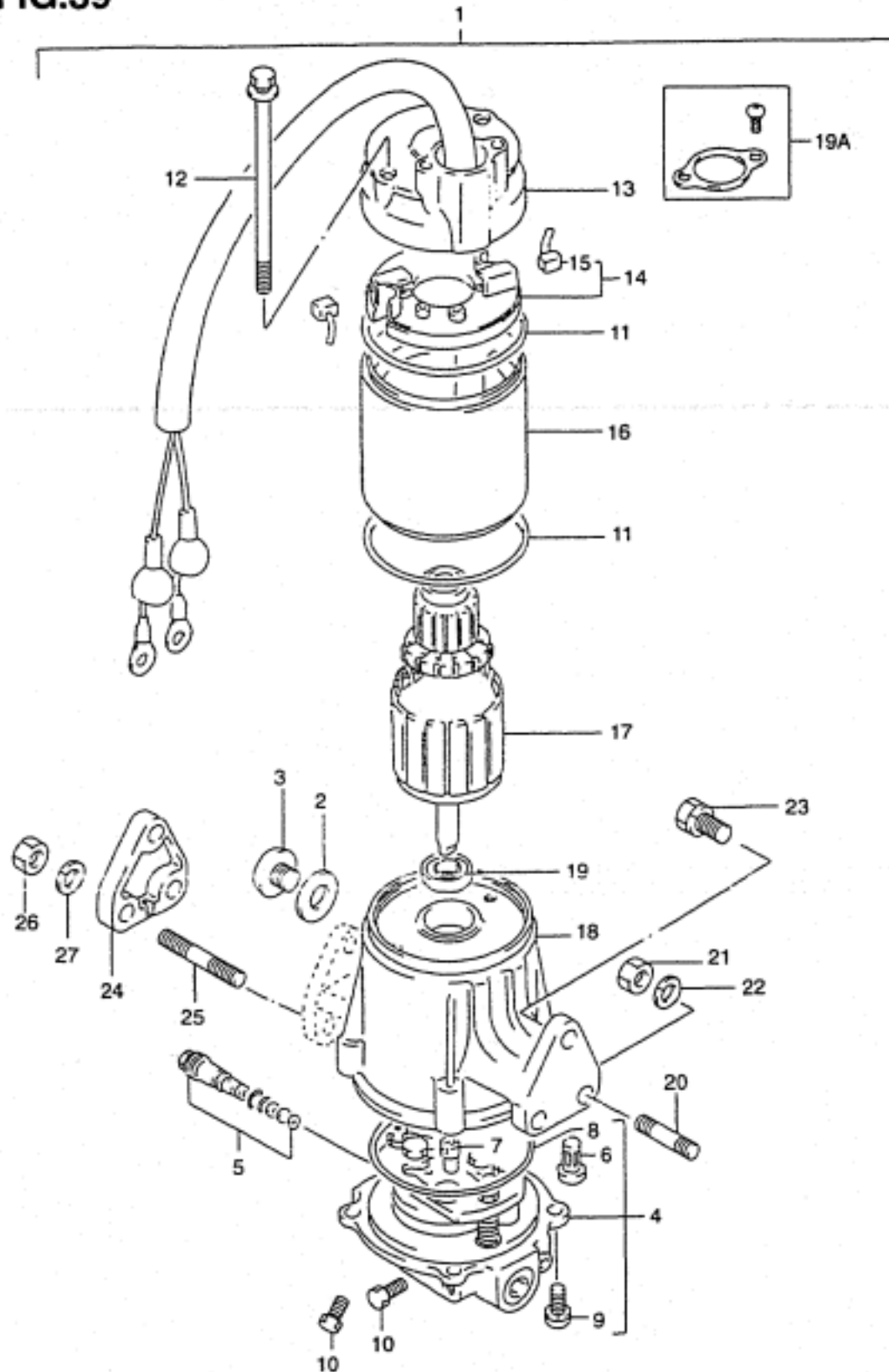


REF.NO.	PART NO.	DESCRIPTION	QTY.	REMARKS
11	31281-94520	.SCREW	2	
12	31170-94520-0ED	.COVER, UPPER (GRAY)	1	
13	31173-94521	.BRUSH HOLDER ASSY	1	→48500-94620-0ED
14	31133-94521	.BRUSH	2	
15	31110-94520-0ED	.YOKE ASSY (GRAY)	1	
16	31311-94600	.ARMATURE	1	MODEL:87-89
18	09407-14403	.CLAMP	2	
19	48583-94520	.DRIVE JOINT	1	
20	09282-08003	.OIL SEAL (8X22X7)	1	
21	33861-95600	.CABLE, PTT	1	L:1000
22	09108-08130	STUD BOLT (8X20)	2	
23	09100-08219	BOLT (8X22)	1	
24	09140-08016	NUT	2	
25	09162-08007	LOCK WASHER	3	
26	38423-95510	TUBE PTT MOTOR CABLE	1	
27	48131-95200	SPACER	1	OPT:PORT SIDE
28	09108-08137	STUD BOLT (8X35)	3	OPT:PORT SIDE
29	09140-08016	NUT	3	OPT:PORT SIDE
30	09162-08007	LOCK WASHER (8.2X15.4X2)	3	OPT:PORT SIDE

FIG.39

FIG.39 ( F-10)

POWER UNIT (MODEL:90-95)



REF.NO.	PART NO.	DESCRIPTION	QTY.	REMARKS
1-1	48500-94620-0ED	POWER UNIT ASSY, POWER TRIM	1	
1-2	48500-94690-0ED	POWER UNIT ASSY, POWER TRIM	1	OPT:PORT SIDE
2	09280-09005	.O-RING (D:1.9, ID:8.8)	2	
3	48511-95500	.PLUG	2	
4	48502-94530	.PUMP/VALVE BODY ASSY	1	
5	48550-94600	.VALVE, MANUAL	1	
6	48581-94500	.FILTER, PTT PUMP	1	
7	48583-94520	.JOINT, DRIVE	1	
8	48585-94520	.O-RING, VALVE BODY	1	
9	48593-94500	.SCREW, VALVE BODY	4	
10	48586-94500	.PLUG, VALVE BODY	4	
11	09280-70005	.O-RING (D:3.1, ID:69.4)	2	
12	31281-94610	.THROUGH BOLT	1	
13	31170-94610-0ED	.COVER, UPPER	1	
14	31173-94620	.HOLDER, BRUSH	1	
15	31133-94610	.BRUSH	2	
16	31110-94610-0ED	.YOKE ASSY	1	
17	31311-94610	.ARMATURE	1	
18	48570-94610-0ED	.RESERVOIR	1	
19	33799-94610	.SEAL, OIL	1	
19A	33899-94600	.SEAL SET, PTT CABLE	1	
20	09108-08130	BOLT, STUD	2	
21	09140-08016	NUT, TRIM CYL	4	
22	09162-08007	LOCK WASHER (8.2X15.4X2)	2	
23	09117-08074	BOLT (8X22)	1	
24	48131-95200	SPACER	1	OPT:PORT SIDE
25	09108-08137	STUD BOLT (8X35)	3	OPT:PORT SIDE
26	09140-08016	NUT	3	OPT:PORT SIDE
27	09162-08007	LOCK WASHER (8.2X15.4X2)	3	OPT:PORT SIDE

COLOR : 0ED (GRAY)

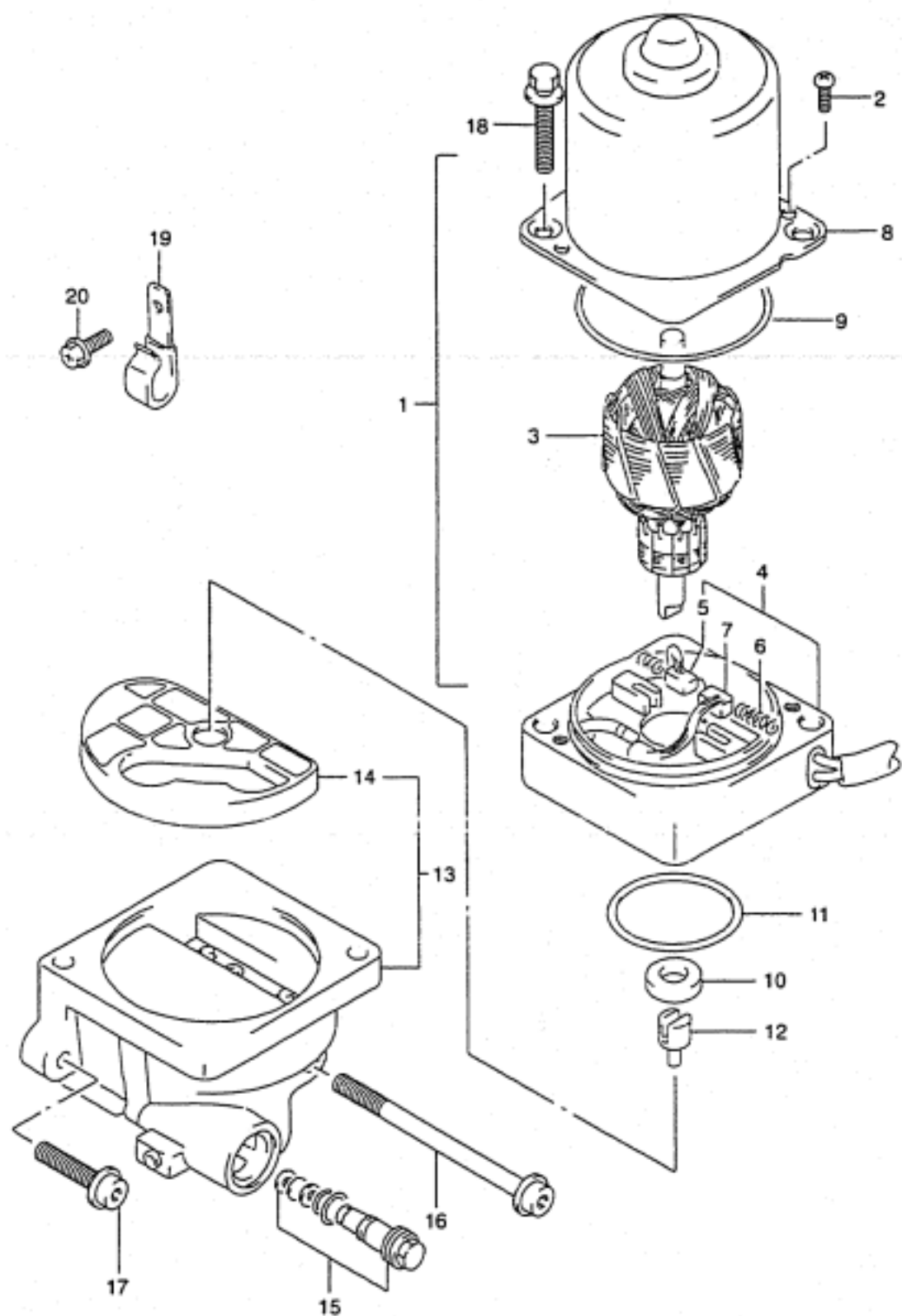
REFER TO FIG.40(F-11) FOR MODEL:96-01



FIG.40

FIG.40 ( F-11)

POWER UNIT (MODEL:96-01)



REF.NO.	PART NO.	DESCRIPTION	QTY.	REMARKS
1	38100-94900-OED	MOTOR ASSY, PTT		
2	31111-94900	.SCREW	2	
3	31311-94900	.ARMATURE	1	
4	31173-94900	.HOLDER ASSY, BRUSH	1	
5	31133-94900	...BRUSH	1	
6	31135-94900	...SPRING	2	
7	31136-94900	...BREAKER ASSY	1	
8	31110-94900	.YOKE	1	
9	31123-87D60	O RING	1	
10	33799-97E00	OIL SEAL	1	
11	48585-95E00	O RING	1	
12	48583-95E00	JOINT	1	
13	48502-94901	PUMP	1	
14	48582-95E00	.FILTER	1	
15-1	48864-94910	.VALVE SET, MANUAL	1	
15-2	48864-94911	.VALVE SET, MANUAL	1	MODEL: 99-01
16	48862-95E00	BOLT	1	
17	48862-95E10	BOLT	2	
18	31281-95E00	BOLT, THROUGH	4	
19	09403-17304	CLAMP	1	
20	02162-06127	BOLT	1	

COLOR : OED (GRAY)

**FIG.41**

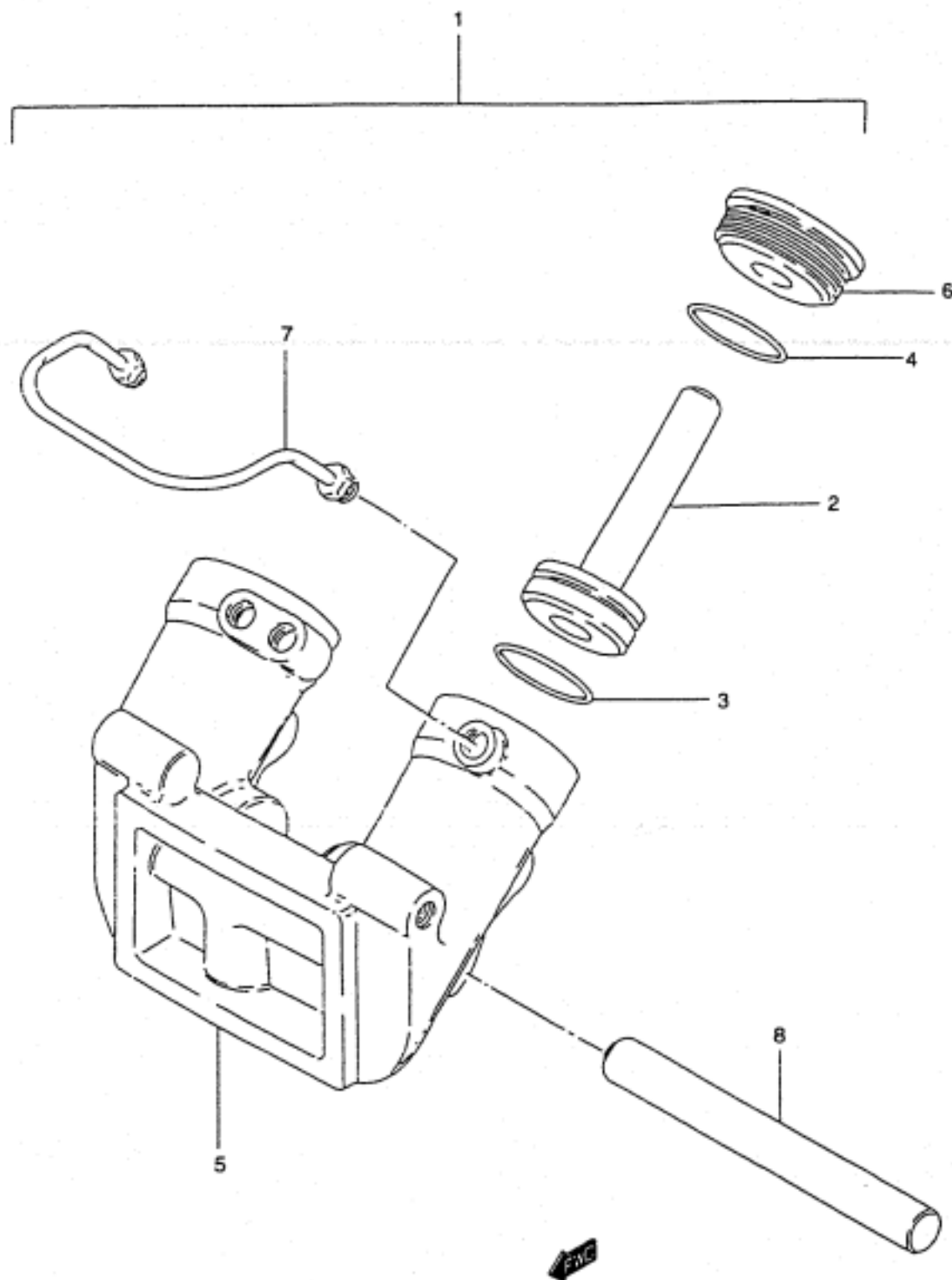


FIG.41 ( F-12)

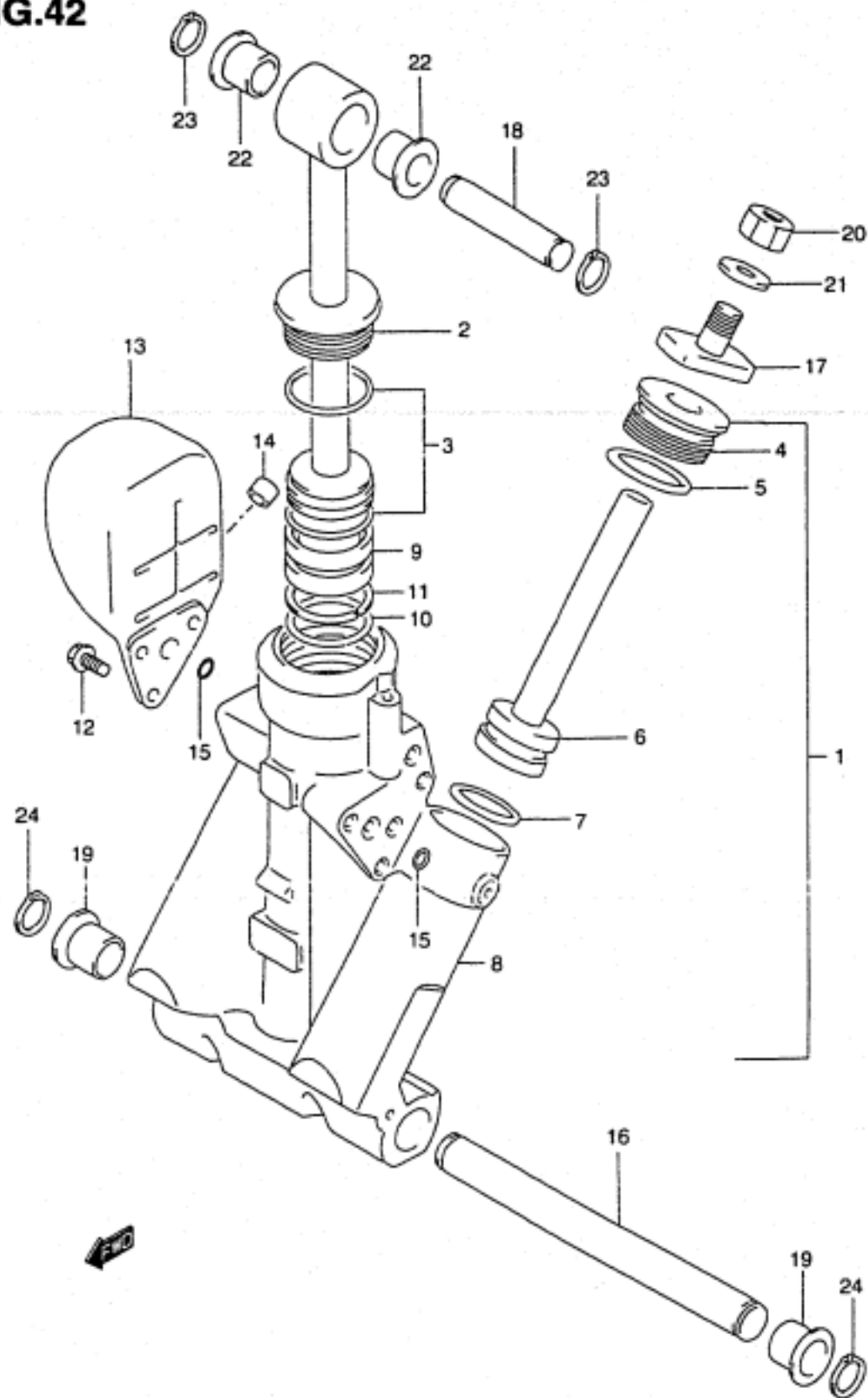
TRIM CYLINDER

REF.NO.	PART NO.	DESCRIPTION	QTY.	REMARKS
1	48600-94511-0ED	TRIM CYLINDER ASSY	1	
2	48601-94501	.PISTON & PISTON ROD ASSY	2	
3	48627-94500	.O RING, PISTON	4	
4	48633-94500	.O RING, HEAD	4	
5	48641-94510	.CYLINDER, TRIM	1	
6	48630-94500	.HEAD, TRIM CYLINDER	2	
7	48760-94501	.TUBE, TRIM CYLINDER OUTLET	1	
8	48121-94510	SHAFT, TILT CYLINDER LOWER	1	

COLOR : 0ED (GRAY)

REFER TO FIG.42(F-13) FOR MODEL:96-01

FIG.42



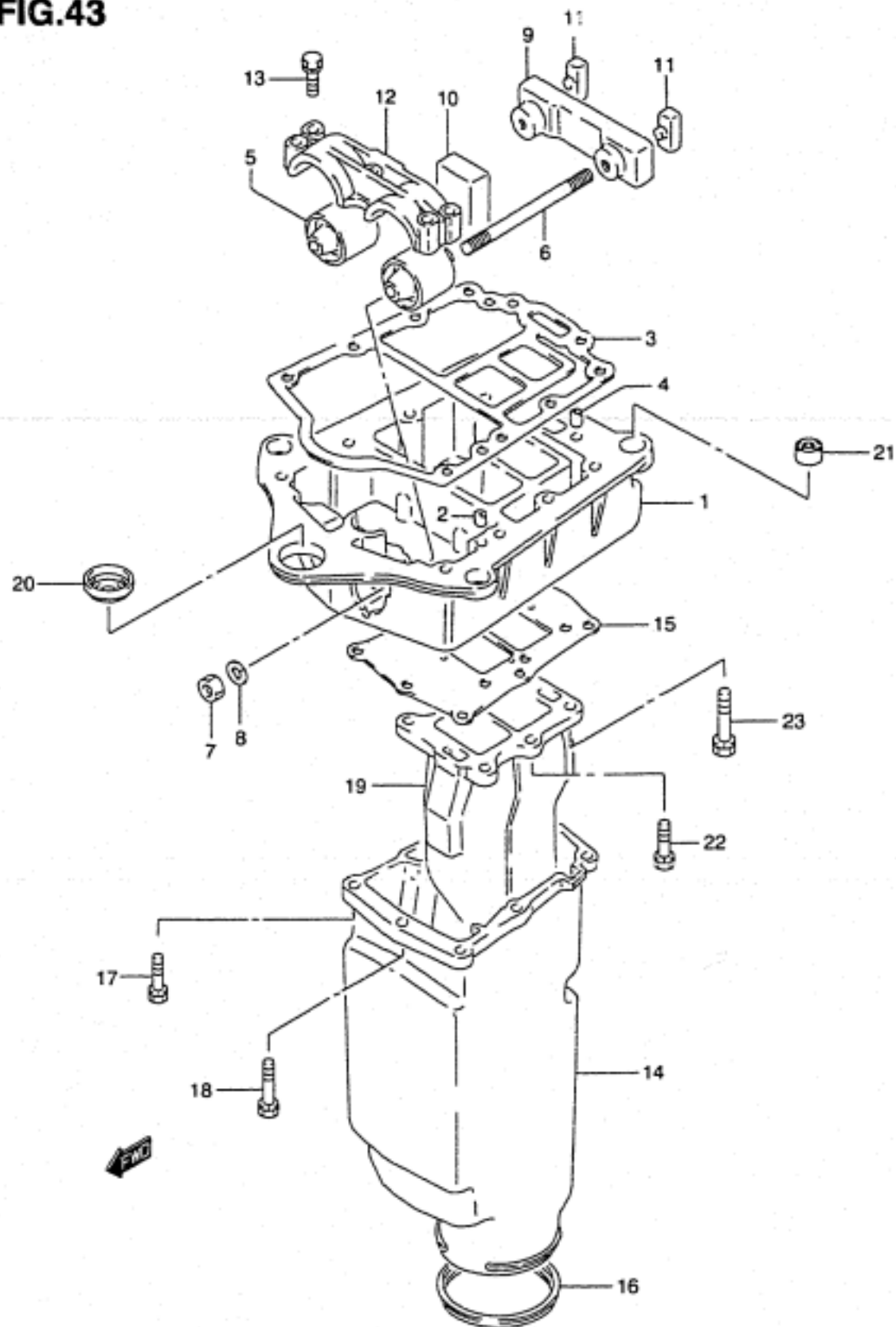
REF.NO.	PART NO.	DESCRIPTION	QTY.	REMARKS
1	48503-94900-0ED	MANIFOLD SUB ASSY	1	
2	48401-94900	.PISTON ASSY	1	
3	48627-95E00	.O RING SET	3	
4	48630-94900	.HEAD, TRIM CYLINDER	2	
5	48633-94900	.O RING SET, HEAD	2	
6	48601-94900	.PISTON & RAM ASSY	2	
7	48627-95E00	.O RING SET	2	
8	48641-94900-0ED	.MANIFOLD, PTT	1	
9	48650-94900	.PISTON, FREE	1	
10	48405-87D00	.O RING SET	1	
11	48615-97E00	.RING SET, PISTON	1	
12	48861-95E00	BOLT, RESERVOIR	3	
13	48570-95E00	RESERVOIR	1	
14	48572-95E00	.CAP	1	
15	48588-94900	O RING	5	
16	48121-95E00	SHAFT, TILT CYLINDER LOWER	1	
17	48311-94501	PAD, TRIM CYLINDER RAM	1	
18	48321-87D02	SHAFT, TILT CYLINDER UPPER	1	
19	48326-95E00	BUSH, TILT CYLINDER	2	
20	09140-08016	NUT	2	
21	09162-08007	WASHER	2	
22	09306-17001	BUSH	2	
23	09380-17009	CIRCLIP	2	
24	09380-22015	CIRCLIP	2	

COLOR : 0ED (GRAY)

FIG.43

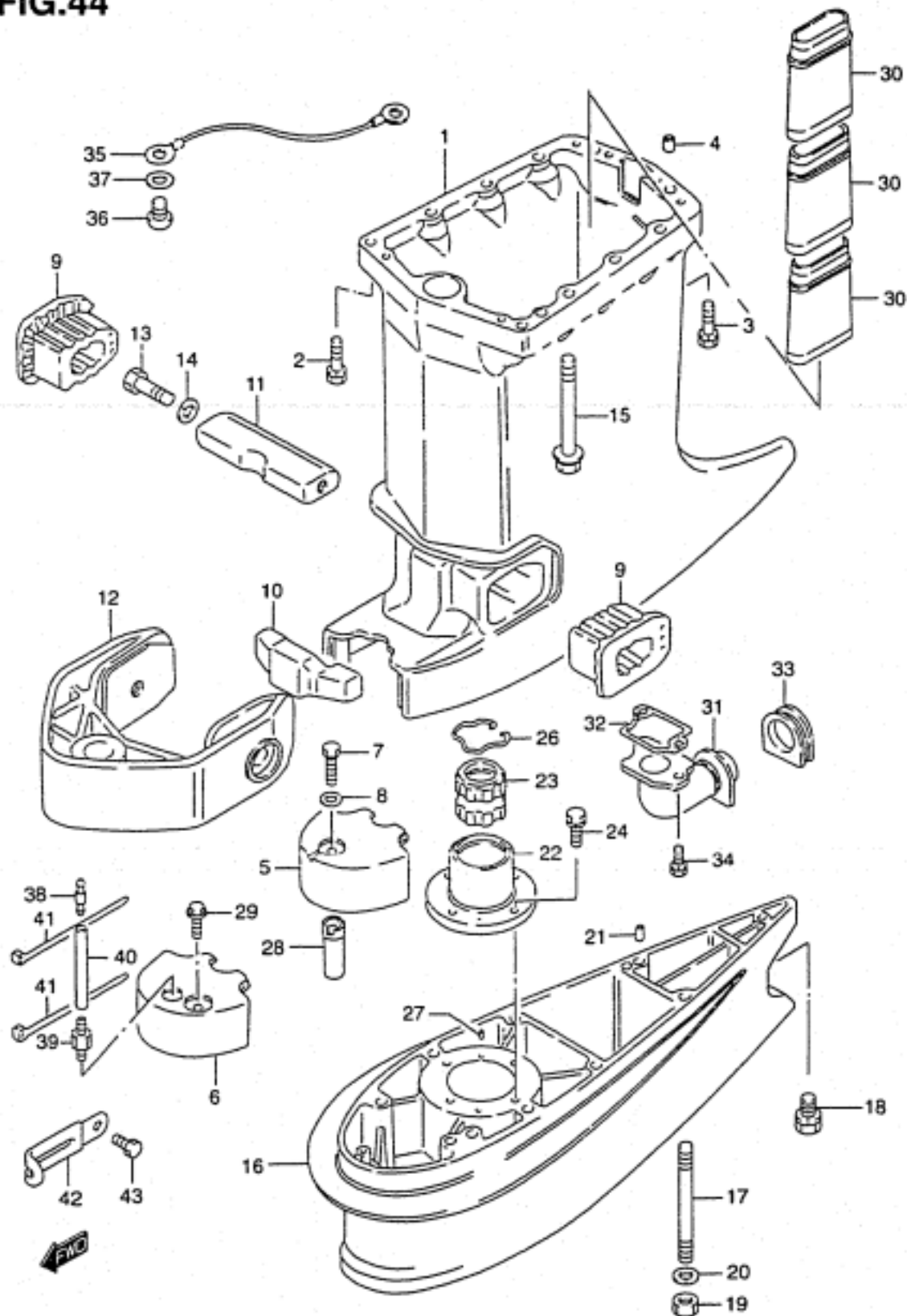
FIG.43 ( G-2)

ENGINE HOLDER



REF.NO.	PART NO.	DESCRIPTION	QTY.	REMARKS
1	51111-94510-OED	HOLDER, ENGINE (GRAY)	1	
2	09206-11016	DOWEL PIN (11X12)	2	
3	51211-94530	GASKET, ENGINE HOLDER	1	
4	09206-13017	PIN (13X10.4X20)	2	
5-1	54130-94501	MOUNT, UPPER	2	DT115/140/140EFI
5-2	54130-94511	MOUNT, UPPER	2	DT115S
5-3	54130-94511	MOUNT, UPPER	2	OPT:HARD TYPE
6	09108-12002	STUD BOLT	2:	
7	09140-12029	NUT	2	
8	09162-12005	LOCK WASHER (12.2X21.5X3)	2	
9	54136-94503	STOPPER, UPPER MOUNT	1	
10-1	54141-94501	MOUNT, UPPER FRONT	1	DT115/140/140EFI
10-2	54141-94510	MOUNT, UPPER FRONT	1	DT115S
10-3	54141-94510	MOUNT, UPPER FRONT	1	OPT:HARD TYPE
11-1	54142-94502	MOUNT, UPPER REAR	2	DT115/140/140EFI
11-2	54142-94510	MOUNT, UPPER REAR	2	DT115S
11-3	54142-94510	MOUNT, UPPER REAR	2	OPT:HARD TYPE
12	51112-94502	COVER, UPPER MOUNT	1	
13	09117-08038	BOLT (8X45)	5	
14	52171-94510	HOUSING, EXHAUST	1	
15	52172-94541	GASKET, EXHAUST HOUSING	1	
16	52173-94502	SEAL, EXHAUST HOUSING	1	
17	09117-06039	BOLT (6X25)	6	
18	09117-06041	BOLT (6X30)	1	
19-1	14211-94612	TUBE, EXHAUST	1	DT115
19-2	14211-94622	TUBE, EXHAUST	1	DT140/140EFI
19-3	14211-94900	TUBE, EXHAUST	1	DT115S
20	09284-08004	SEAL (6.8X45X11)	1	
21	09319-08043	BUSHING	4	
22	09117-06039	BOLT (8X25)	2	
23	09117-08075	BOLT (8X30)	4	

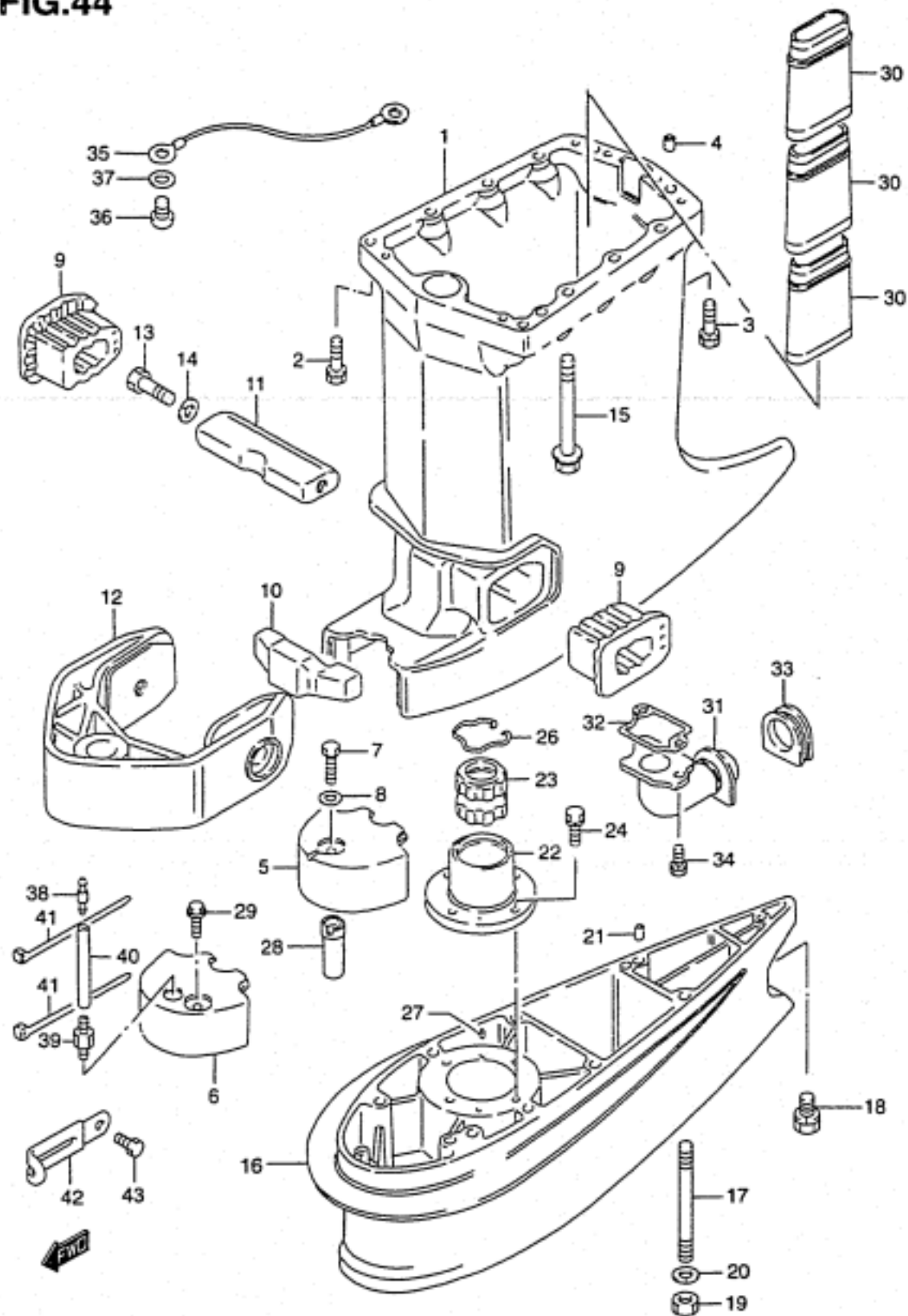
FIG.44



REF.NO.	PART NO.	DESCRIPTION	QTY.	REMARKS
1	52111-94511-OED	HOUSING, DRIVE SHAFT	1	
2	09117-08056	BOLT (8X40)	2	
3	09117-08071	BOLT (8X35)	4	
4	09206-11016	PIN (11X12)	2	
5	52121-94502-OED	COVER, DRIVE SHAFT HOUSING	1	DT115:~709842 DT140:~709964
6	52121-94520-OED	COVER, DRIVE SHAFT HOUSING	1	DT115:709843- DT140:709965-
7	09100-06118	BOLT (6X65)	1	DT115:~709842 DT140:~709964
8	09160-06082.	WASHER (6.5X13X1)	1	
9-1	54161-94503	MOUNT, LOWER	2	DT115/140/140EFI
9-2	54161-94510	MOUNT, LOWER	2	DT115S
9-3	54161-94510	MOUNT, LOWER	2	OPT:HARD TYPE
10-1	54165-94504	MOUNT, LOWER THRUST	1	
10-2	54165-94510	MOUNT, LOWER THRUST	1	OPT:HARD TYPE
11	54166-94501	STOPPER, LOWER MOUNT	1	
12	54211-94510-OED	BRACKET, LOWER MOUNT	1	
13	09104-14002	BOLT (14X55)	2	
14	09162-14004	LOCK WASHER (14.2X24.5X3.5)	2	
15	09118-10039	BOLT 00X130)	8	
16	52131-94511-OED	CASE, EXTENSION (X)	1	
17	09108-10117	STUD BOLT (L:166.5)	8	
18	09117-10034	BOLT (10X45)	1	
19	09140-10031	NUT	8	
20	09162-10005	LOCK WASHER (10.2X18. 02.5)	8	
21	09206-11016	PIN (11.0X8.4X12)	2	
22	52161-94500	HOUSING, BUSHING	1	
23	57130-94500	BUSHING, DRIVESHAFT	1	
24	09117-08047	BOLT (8X30)	4	

COLOR : OED (GRAY)

FIG.44



REF.NO.	PART NO.	DESCRIPTION	QTY.	REMARKS
26	09387-45001	RING	1	
27	04221-05109	PIN	2	
28	52122-94500	SPACER, COVER	1	DT115:-709842 DT140:-709964
29	09103-06118	BOLT (6X60)	1	DT115:709843- DT140:709965-
30	52181-94500	TUBE, OVER FLOW	3	
31	52190-94500	TUBE, WATER OUTLET	1	
32	52194-94510	GASKET, WATER OUTLET TUBE	1	
33	52195-94500	GROMMET, WATER OUTLET TUBE	1	
34	09117-06038	BOLT (6X16)	2	
35	36894-95201	LEAD (L:165)	1	
36	09125-05050	SCREW (5X8)	2	
37	09161-05114	WASHER (5.2X11X1)	2	
38	55127-87D00	UNION, SPEEDOMETER HOSE	1	DT115:709843- DT140:709965-
39	09362-09008	NIPPLE	1	DT115:709843- DT140:709965-
40-1	09355-40805-600	HOSE (L) (4X8X600)	1	L:600→70 DT115:709843- DT140:709965-
40-2	09355-40805-600	HOSE (X) (4X8X600)	1	L:600→210 DT115:709843- DT140:709965-
40-3	09355-40805-00B	HOSE (L,X) (4X8X2000)	1	L:2000→900 MODEL:96-01
41	09407-14403	CLAMP (L:125)	2	DT115:709843- DT140:709965-
42	09404-06432	CLAMP	1	
43	09100-06131	BOLT	1	

FIG.45

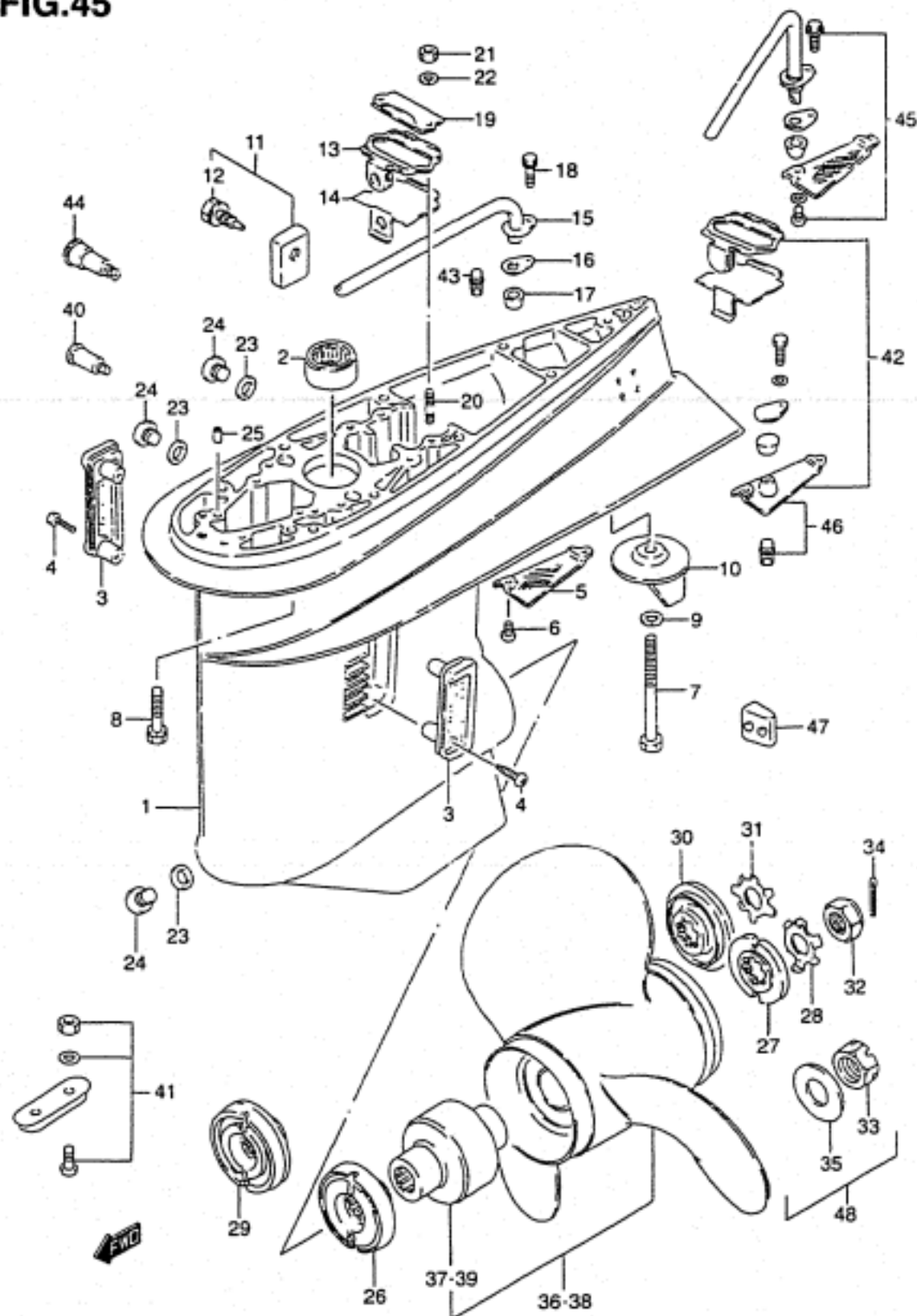


FIG.45 ( G-5)

GEAR CASE

QTY.

REF.NO.	PART NO.	DESCRIPTION	QTY.	REMARKS
1-1	55100-94510-02M	CASE ASSY, GEAR (SILVER)	1	DT115:-709842 DT140:-709964 →55100-94530-0ED USED WITH 25141-94510,25142-94510, 52121-94510-0ED, 09103-06118,09284-08003
1-2	55100-94530-0ED	CASE ASSY, GEAR (GRAY)	1	DT115:709843- DT140:709965-
2	09263-28016	.BEARING (28.6X38X31.8)	1	
3	17631-94600	FILTER, WATER	2	
4	03112-04303	SCREW	2	
5-1	17635-94500	FILTER, WATER SUB	1	
5-2	17635-94521	PLATE, GEAR CASE	1	DT115S
6	09125-05046	SCREW (5X12)	2	
7	09100-10158	BOLT (10X100)	1	
8	09117-10034	BOLT (10X45)	8	
9	09162-10005	LOCK WASHER (10.2X18.4X2.5)	1	
10	55125-94502	TRIM TAB	1	
11	55320-95310	ZINC, PROTECTION	1	
12	09116-06094	.BOLT (6X15)	1	
13-1	55332-94510	RUBBER, EXHAUST SEAL	1	DT115/140/140EFI
13-2	55332-94520	RUBBER, EXHAUST SEAL	1	DT115S
14-1	55333-94510	PLATE	1	DT115/140/140EFI
14-2	55333-94520	PLATE	1	DT115S
15	17520-94500	TUBE, WATER SUB	1	
16	17523-94510	GASKET, SUB WATER TUBE	1	
17	17564-94500	BUSH	1	
18	09117-06040	BOLT (6X15)	1	
19	55334-94500	COVER	1	
20	09108-06062	STUD BOLT (6X12)	2	
21	09140-06020	NUT	2	
22	09162-06006	LOCK WASHER (6.1X12.2X1.5)	2	
23	09168-10022	GASKET (10X17X1.5)	3	
24	09248-10008	PLUG, DRAIN (10X7.5)	3	
25	09206-11016	PIN (11X12)	2	

FIG.45

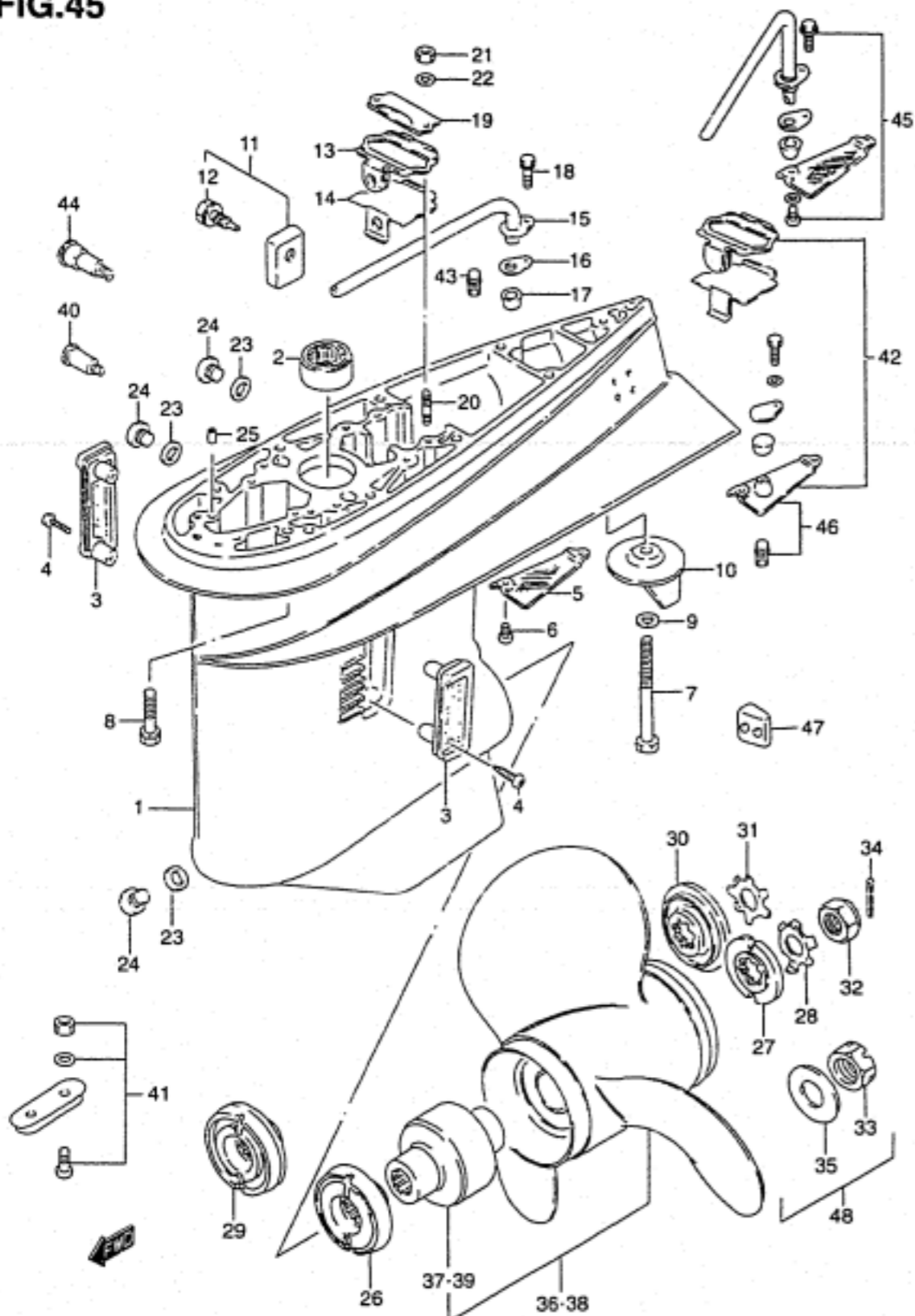


FIG.45 ( G-6)

GEAR CASE

QTY.

REF.NO.	PART NO.	DESCRIPTION	QTY.	REMARKS
26-1	57635-95503	STOPPER	1	TYPE:U,MODEL:86-91
26-2	57635-95510	STOPPER	1	TYPE:U,MODEL:92-00
27	57633-95501	SPACER	1	TYPE:U
28	57635-95300	WASHER	1	TYPE:U -MODEL:91
29-1	57635-94502	STOPPER	1	TYPE:V,MODEL:86-91
29-2	57635-94511	STOPPER	1	TYPE:V,MODEL:92-01
30	57633-94500	SPACER	1	TYPE:V
31	57634-94500	WASHER	1	TYPE:V,-MODEL:91
32	09159-18004	NUT	1	MODEL:86-91
33	09141-18005	NUT	1	MODEL:92-01
34	09204-03003	COTTER PIN (D:3.6,L:25)	1	
35	09160-18028	WASHER	1	MODEL:92-01
36-1	58100-95511-019	PROPELLER (3X13-1/4X17)	1	U1700
36-2	58100-95550-019	PROPELLER (3X13X18)	1	U1800
36-3	58100-95521-019	PROPELLER (3X13X19)	1	U1900
37	58120-95500	.BUSH	1	TYPE:U
38-1	58100-94554	PROPELLER (3X13-1/2X15)	1	VS1500,STAINLESS *SEE NOTE NOT FOR U.S. MARKET 38-2
	58100-94581	PROPELLER (3X13-1/4X17)	1	VS1700,STAINLESS *SEE NOTE NOT FOR U.S. MARKET
38-3	58100-94561	PROPELLER (3X13X19)	1	VS1900,STAINLESS *SEE NOTE NOT FOR U.S. MARKET
38-4	58100-94571	PROPELLER (3X13X21)	1	VS2100,STAINLESS *SEE NOTE NOT FOR U.S. MARKET
38-5	58100-94500-019	PROPELLER (3X13-1/2X15)	1	V1500
38-6	58100-94512-019	PROPELLER (3X13-1/4X17)	1	V1700
38-7	58100-94522-019	PROPELLER (3X13X19)	1	V1900,DT115:STD
38-8	58100-94532-019	PROPELLER (3X13X21)	1	V2100,DT140:STD
39	58120-94520	.BUSH	1	TYPE:V
40	55181-95200	ATTACHMENT, FLUSH HOSE	1	

COLOR : 019 (BLACK)

• REFER TO ACCESSORY CATALOG FOR APPLICABLE PROPS.



FIG.45

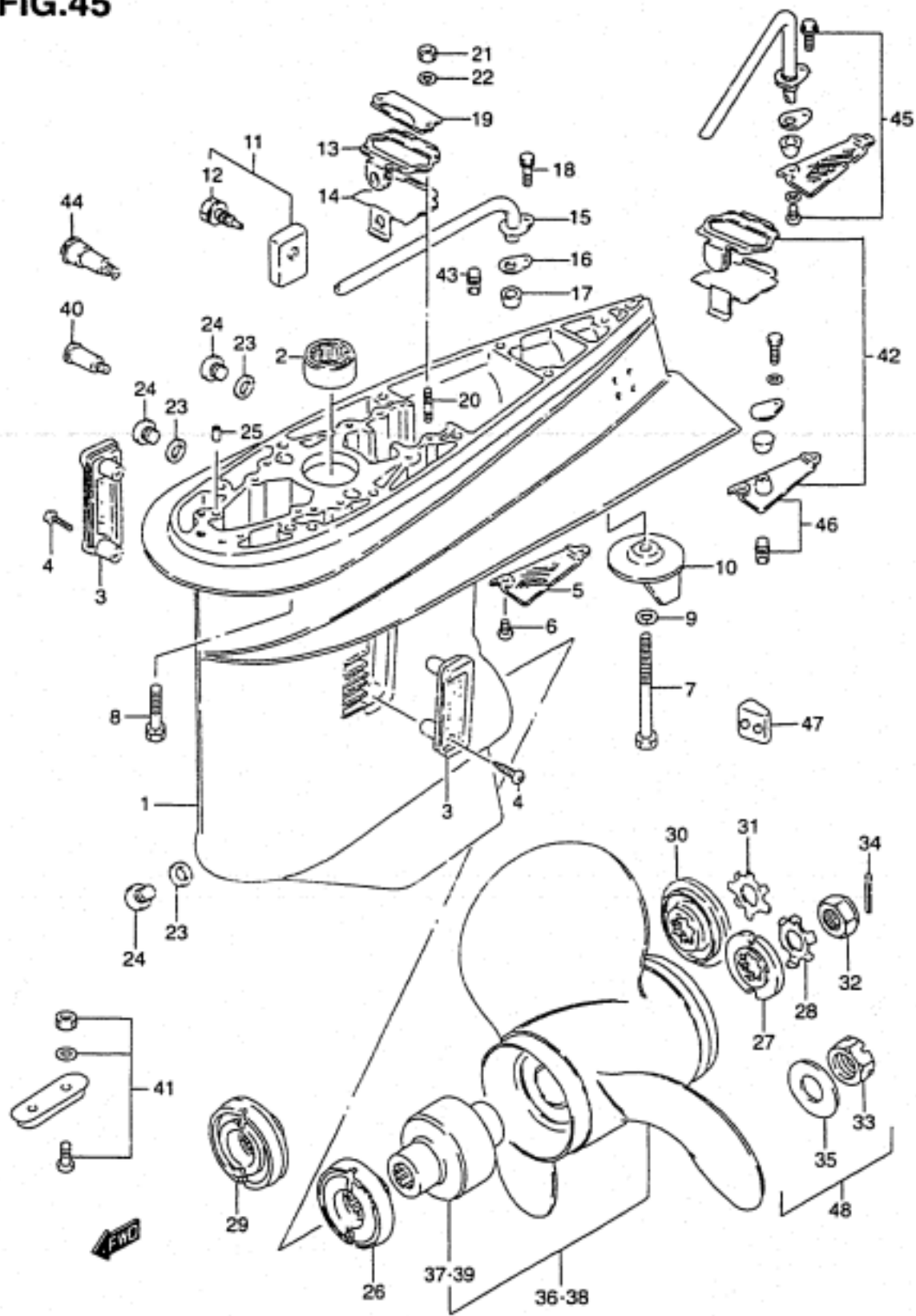
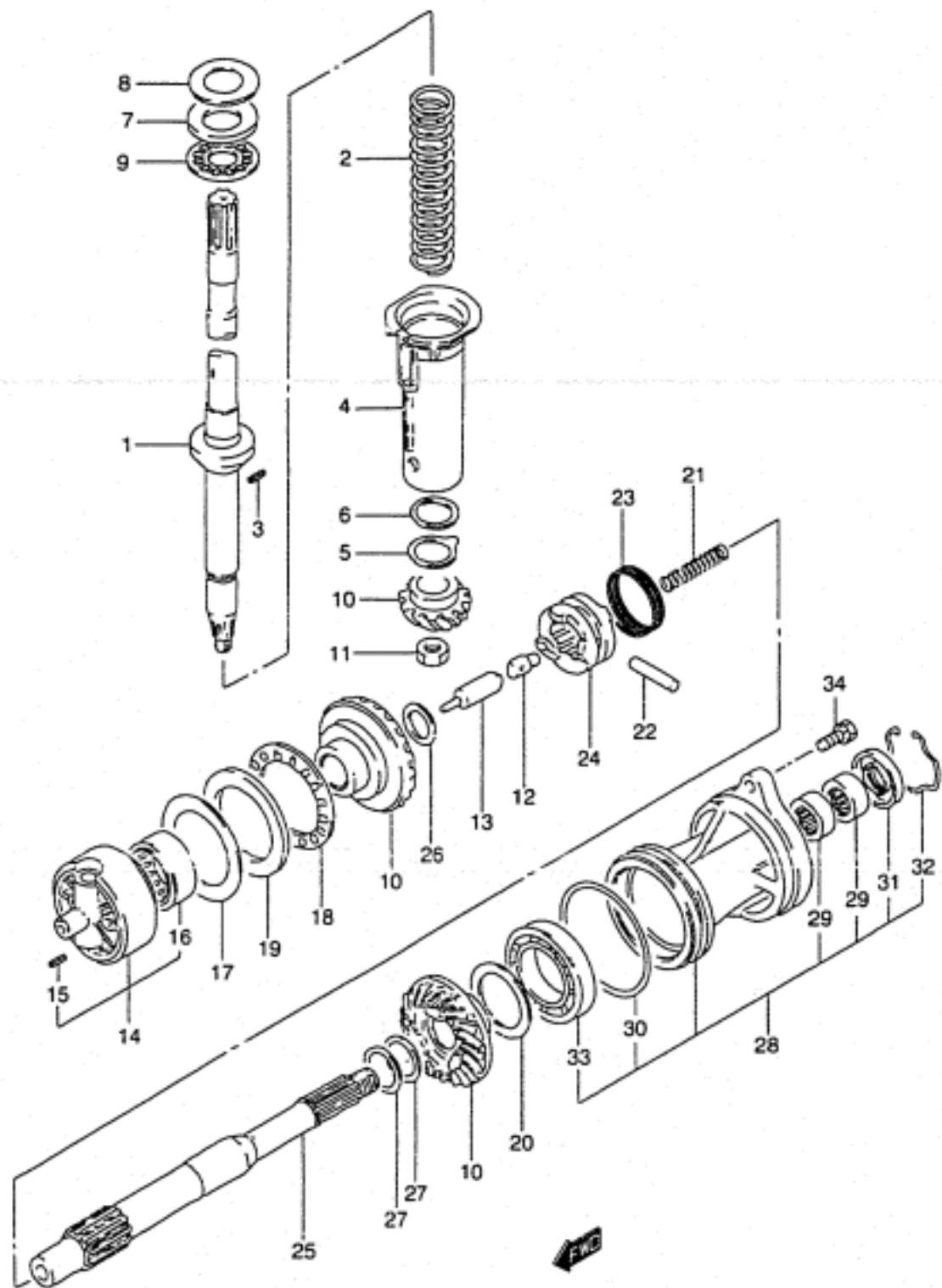


FIG.45 ( G-7)

GEAR CASE

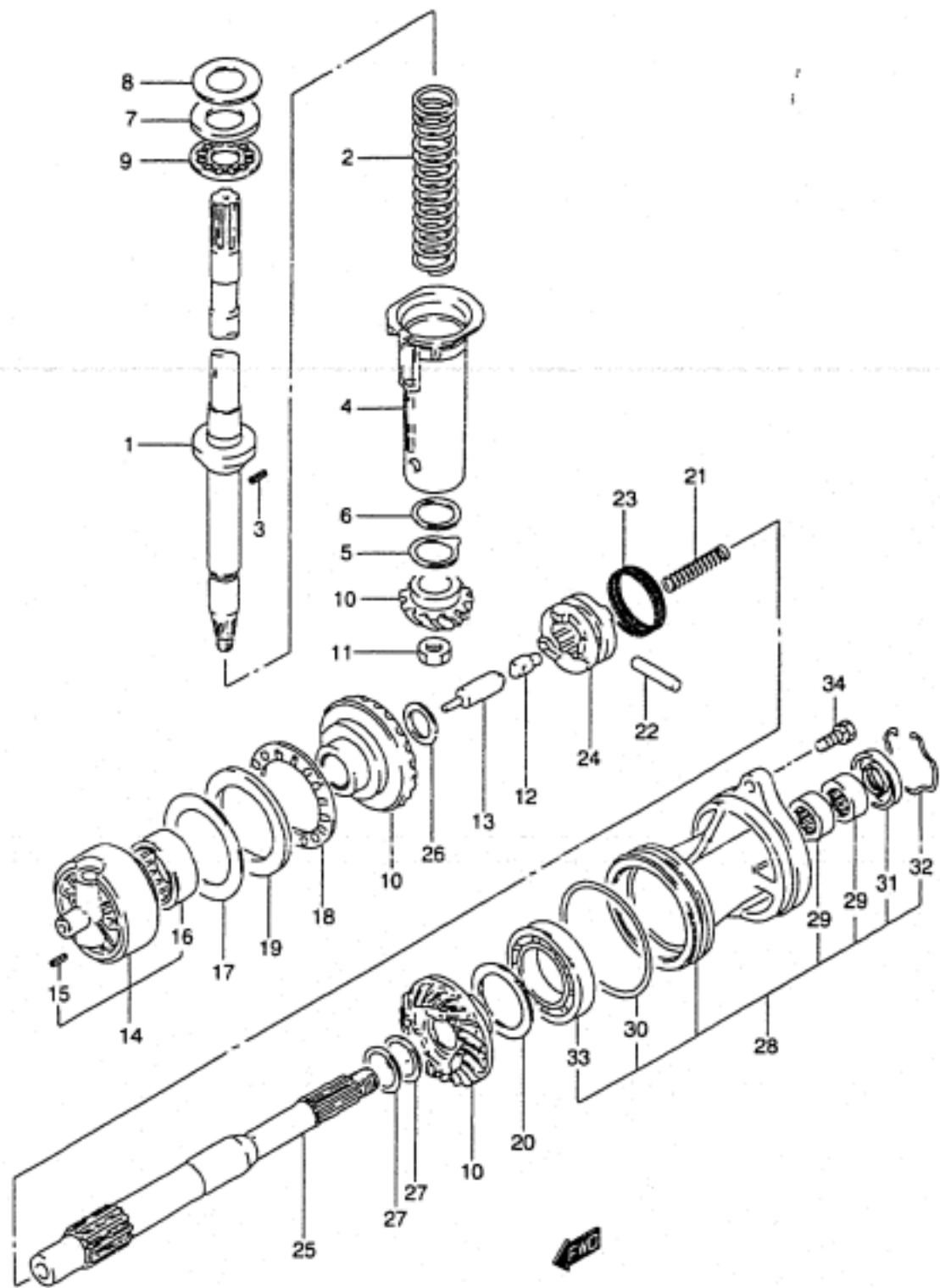
REF.NO.	PART NO.	DESCRIPTION	QTY.	REMARKS
41	55300-95500	ZINC, PROTECTION	1	OPT
42	17500-94520	SEAL ASSY, EXHAUST	1	OPT
43	17636-94500	PLUG, SUB AND WATER TUBE	1	OPT
44	55182-95200	ATCH, FLUSH HOSE	1	OPT
45	17500-94510	TUBE SET, COOLING	1	OPT
46	17600-94500	PLUG KIT, SUB WATER TUBE	1	OPT
47	55116-94511	PLUG, GEAR CASE	1	OPT
48-1	57630-94500	NUT KIT, PROPELLER	1	OPT,TYPE:V
48-2	57630-95500	NUT KIT, PROPELLER	1	OPT,TYPE U
49	25700-94500	RE-SEALING KIT, GEAR CASE	1	OPT,NOT SHOWN

FIG.46



REF.NO.	PART NO.	DESCRIPTION	QTY.	REMARKS
1-1	57100-94520	SHAFT ASSY, DRIVE (L)	1	DT115:-812288 DT140:-811649 →57100-94540 USED WITH 09420-05006
1-2	57100-94540	SHAFT ASSY, DRIVE (L)	1	DT115:812289- DT140:811650-
1-3	57100-94530	SHAFT ASSY, DRIVE (X)	1	DT115:-812288 DT140:-811649 →57100-94550 USED WITH 09420-05006
1-4	57100-94550	SHAFT ASSY, DRIVE (X)	1	DT115:812289- DT140:811650-
2-1	09440-31003	.SPRING, DRIVE SHAFT	1	
2-2	09440-36002	.SPRING, DRIVE SHAFT	1	MODEL: 96-01
3	09205-04019	.PIN	1	
4	57133-94502	COLLAR, DRIVE SHAFT SPRING	1	
5	09166-30006	THRUST WASHER (T:2.5)	1	
6	09160-30031	THRUST WASHER (T:2.5)	1	
7	09160-32005	THRUST WASHER (T:4.25)	1	
8-1	09181-30299	SHIM (T:0.6)	1	
8-2	09181-30300	SHIM (T:0.7)	1	
8-3	09181-30302	SHIM (T:0.8)	1	
8-4	09181-30304	SHIM (T:0.9)	1	
8-5	09181-30306	SHIM (T:1.0)	1	
8-6	09181-30312	SHIM (T:1.1)	1	
8-7	09181-30316	SHIM (T:1.2)	1	
8-8	09181-30321	SHIM (T:1.3)	1	
9	09269-30013	BEARING (30X52X7.5)	1	
10	57300-94832	PINION/GEAR SET	1	
11	09140-16021	NUT	1	
12	09209-12007	PIN, PUSH (ID:7)	1	
13	57631-94501	ROD, PUSH (L:77)	1	

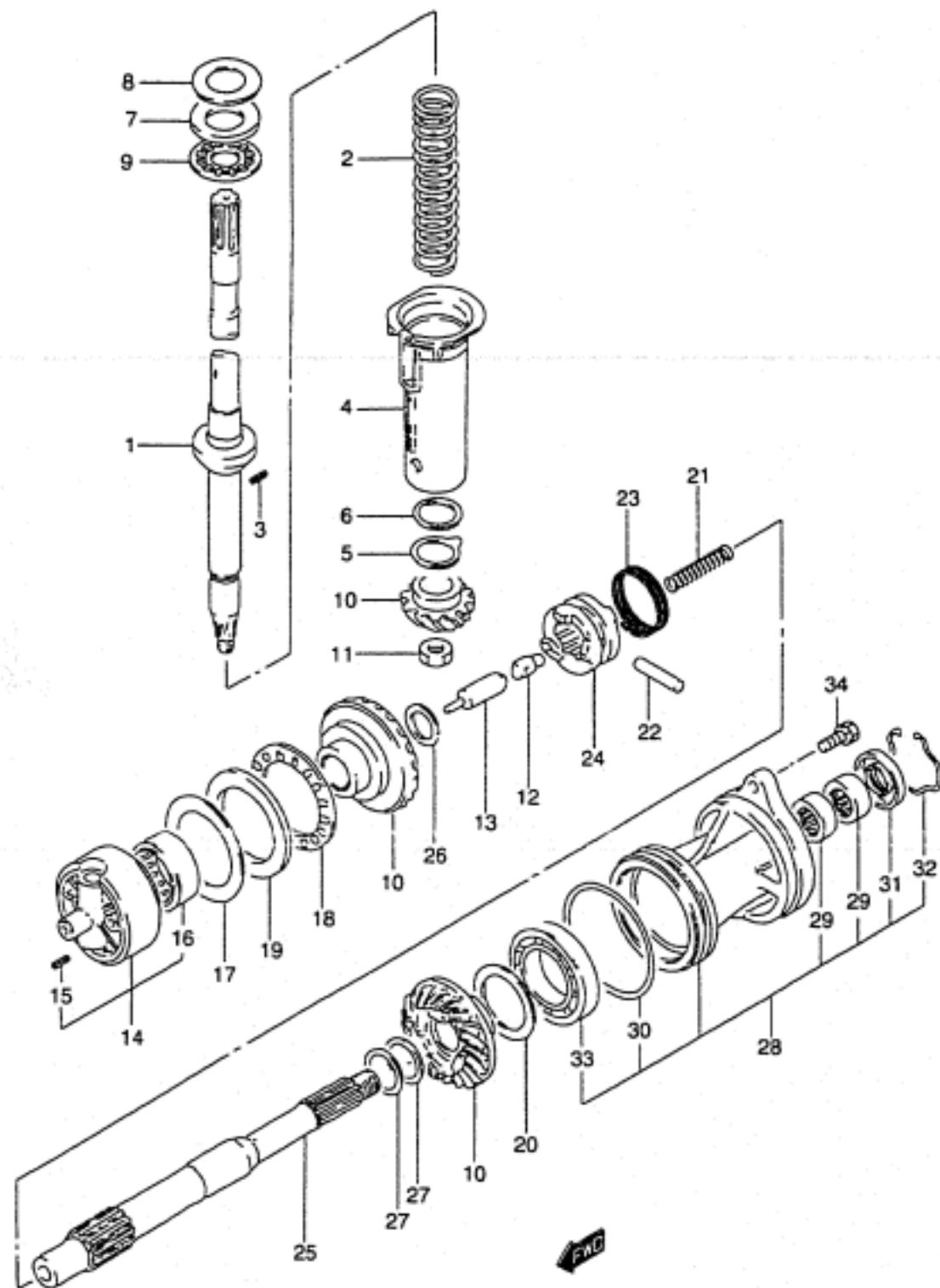
FIG.46



REF.NO.	PART NO.	DESCRIPTION	REMARKS
14	56140-94510	HOUSING, FORWARD GEAR BEARING	1
15	09205-05011	.PIN (L:14)	1
16	09263-50001	.BEARING (50X62X25)	1
17-1	09181-70008	SHIM (T:0.55)	0-1
17-2	09181-70006	SHIM (T:0.6)	0-1
17-3	09181-70009	SHIM (T:0.65)	0-1
17-4	09181-70001	SHIM (T:0.7)	0-1
17-5	09181-70010	SHIM (T:0.75)	0-1
17-6	09181-70002	SHIM (T:0.8)	0-1
17-7	09181-70011	SHIM (T:0.85)	0-1
17-8	09181-70003	SHIM (T:0.90)	0-1
17-9	09181-70012	SHIM (T:0.95)	0-1
17-10	09181-70004	SHIM (T:1.0)	0-1
18	09269-70001	BEARING (70X95X4)	1
19	09160-70002	THRUST WASHER (T:5.25)	1
20-1	09181-45003	SHIM (T:1.0)	1
20-2	09181-45004	SHIM (T:1.1)	1
20-3	09181-45005	SHIM (T:1.2)	1
20-4	09181-45006	SHIM (T:1.3)	1
20-5	09181-45007	SHIM (T:1.4)	1
20-6	09181-45008	SHIM (T:1.5)	1
20-7	09181-45009	SHIM (T:1.6)	1
21	09440-11020	SPRING (D:1.8)	1
22	09202-07002	PIN (7X48)	1
23	09440-50002	SPRING	1
24	57621-94512	SHIFTER, CLUTCH DOG	1
25-1	57610-94506	SHAFT, PROPELLER	1
25-2	57610-94520	SHAFT, PROPELLER	1
26	09181-25030	SHIM (25X32X3)	1

MODEL:92-01

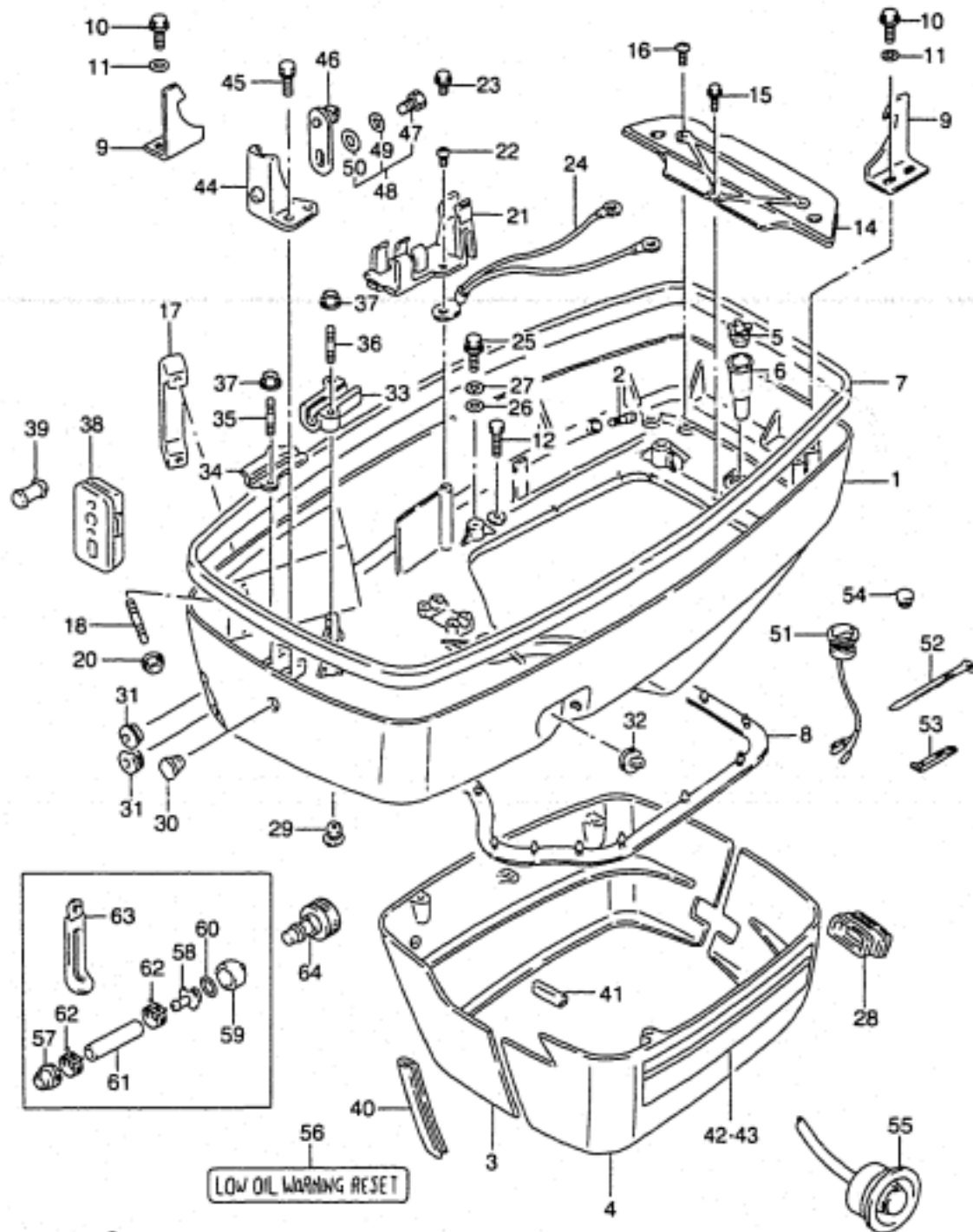
FIG.46



REF.NO.	PART NO.	DESCRIPTION	QTY.	REMARKS
27-1	09181-28015	THRUST WASHER (T:0.9)	0-2	
27-2	09181-28016	THRUST WASHER (T:1.0)	0-2	
27-3	09181-28017	THRUST WASHER (T:1.2)	0-2	
27-4	09181-28018	THRUST WASHER (T:1.3)	0-2	
27-5	09181-28019	THRUST WASHER (T:1.4)	0-2	
27-6	09181-28020	THRUST WASHER (T:1.6)	0-2	
28	56120-94510-0ED	HOUSING, PROPELLER SHAFT	1	
29	09263-28013	.BEARING (28X37X20)	2	
30	09280-97001	.O RING (D:3.5,ID:95)	1	
31	09282-28002	.OIL SEAL (28X50X6)	2	
32	09387-52001	.RING	1	
33	08113-60097	.BEARING	1	
34	09117-08047	BOLT (8X30)	2	

COLOR : 0ED (GRAY)

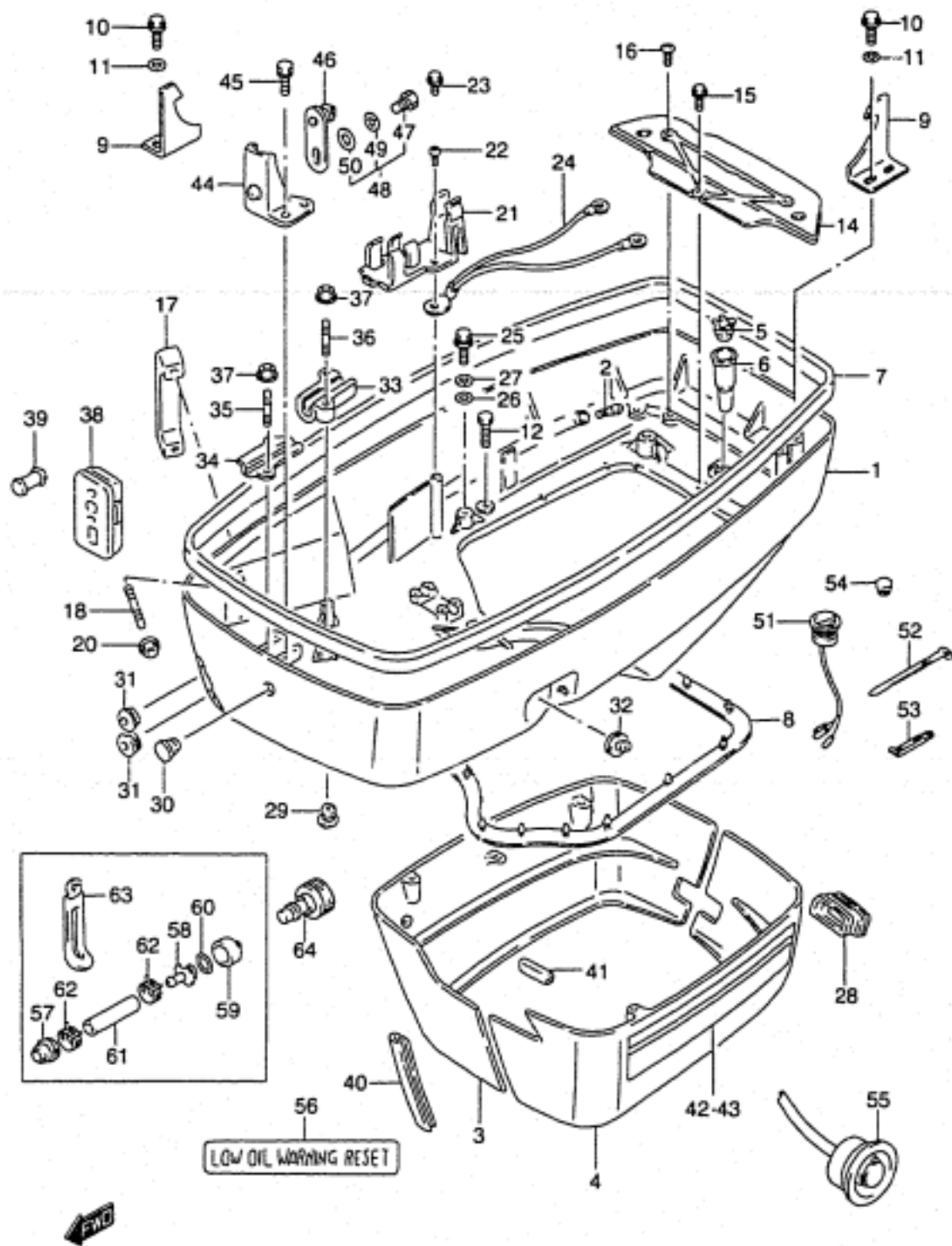
FIG.47



REF.NO.	PART NO.	DESCRIPTION	QTY.	REMARKS
1	61110-94X53-0ED	COVER, LOWER	1	
2	61155-94500	.TUBE, WATER	1	
3	61131-94502-0ED	COVER, ENGINE HOLDER STBD	1	
4	61141-94503-0ED	COVER, ENGINE HOLDER PORT	1	
5-1	61139-94511	TUBE, DRAIN	1	
5-2	61139-94901	TUBE, DRAIN	1	MODEL:96-01
6	13979-37400	RETAINER, DRAIN TUBE	1	-MODEL:94
7	61112-94502	SEAL, LOWER COVER UPPER	1	
8	61113-94503	SEAL, LOWER COVER LOWER	1	
9-1	61631-94602	HOOK, LOCATING HOLDER	2	MODEL:86,87
9-2	61631-94602	HOOK, LOCATING HOLDER	1	MODEL:88-95
10-1	09117-06040	BOLT (6X15)	4	MODEL:86,87
10-2	01550-06167	BOLT (6X16)	2	MODEL:88-95
11	09160-06082	WASHER (6.5X13X1)	2	MODEL:88-95
12	09128-06052	BOLT (6X26)	4	
14	61138-94601	COVER, WATER	1	
15	09122-86003	BOLT (6X16)	1	
16-1	09125-06069	SCREW (6X12)	2	
16-2	02142-06127	SCREW	2	MODEL:94-01
17	33816-94600	CLAMP	1	
18	01421-06127	STUD BOLT	2	
20	08316-10067	NUT	2	
21	36616-94600	HOLDER, HARNESS CONNECTOR	1	
22	09125-06069	SCREW (6X12)	1	MODEL:86-92
23	01550-06127	BOLT	1	MODEL:93-01

COLOR : 0ED (GRAY)

FIG.47

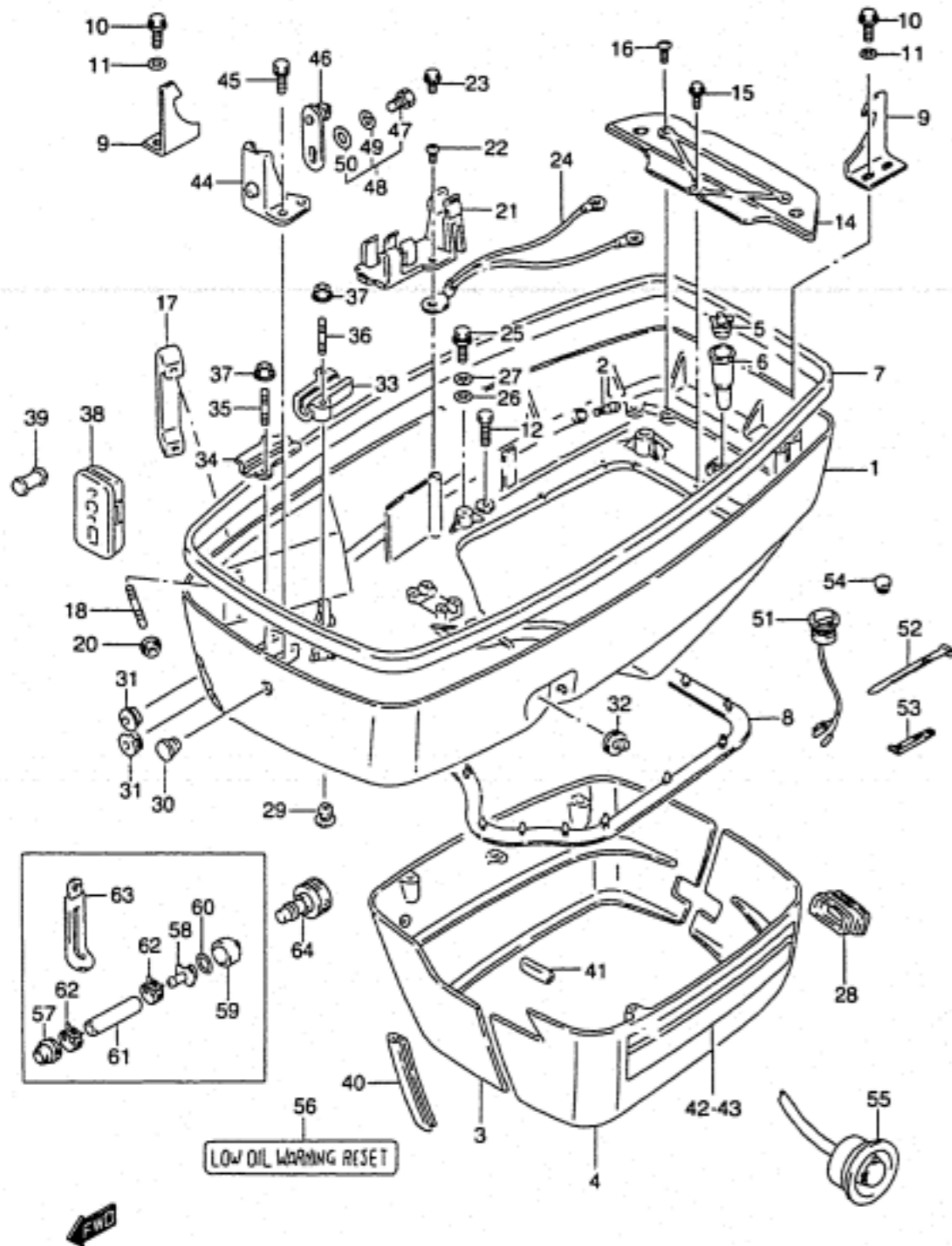


REF.NO.	PART NO.	DESCRIPTION	QTY.	REMARKS
24	36895-95300	LEAD	1	
25-1	09117-08056	BOLT (8X40)	4	MODEL:86-92
25-2	09118-08127	BOLT (8X40)	4	MODEL:93-01
26-1	09160-08081	WASHER (8.5X23X1.5)	4	MODEL:86-92
26-2	09160-08082	WASHER (8.5X16X1.2)	4	MODEL:93-01
27	09162-08007	LOCK WASHER	4	-MODEL:92
28	61142-94502	GROMMET	1	
29	09250-09001	CAP, STEERING JOINT	1	
30	09250-10012	CAP, CARBURETOR ADJUST	1	
31	09308-08013	GROMMET, REMOCON CABLE	2	
32	36656-94900	GROMMET, PTT CABLE	1	
33	67271-94500	HOLDER, REMOCON CABLE	1	
34	67276-94502	PLATE, REMOCON CABLE HOLDER	2	
35	01421-06127	STUD BOLT	2	
36	01421-06307	STUD BOLT	2	
37	08316-10067	NUT	4	
38	36656-94612	GROMMET, CABLE	1	
39	36661-95210	CAP, PTT CABLE	1	
40	13851-95210	CUSHION	1	L:585→82
41	13851-95210	CUSHION	2	L:585→30
42	61240-94610-70G	DECAL SET, LOWER COVER	1	FOR 0ED
43	61231-94600-26G	DECAL, LOWER COVER PORT	1	MODEL:86-88, FOR 02M
44-1	61116-94601	BRACKET, ENGINE COVER HOOK	1	MODEL:88-94
44-2	61116-94601	BRACKET, ENGINE COVER HOOK	2	MODEL:95-01
45-1	09117-06046	BOLT (6X20)	2	MODEL:88-94
45-2	09117-06046	BOLT (6X20)	4	MODEL:95-98
45-3	09116-06106	BOLT (6X20)	4	MODEL:99-01
46	61610-95514	FASTENER	2	MODEL:88-01

COLOR : 019 (BLACK) 26M (BURGUNDY)  
 70G (764/019) 764 (GOLD)  
 8EH (26M/764) 26G (BLACK)

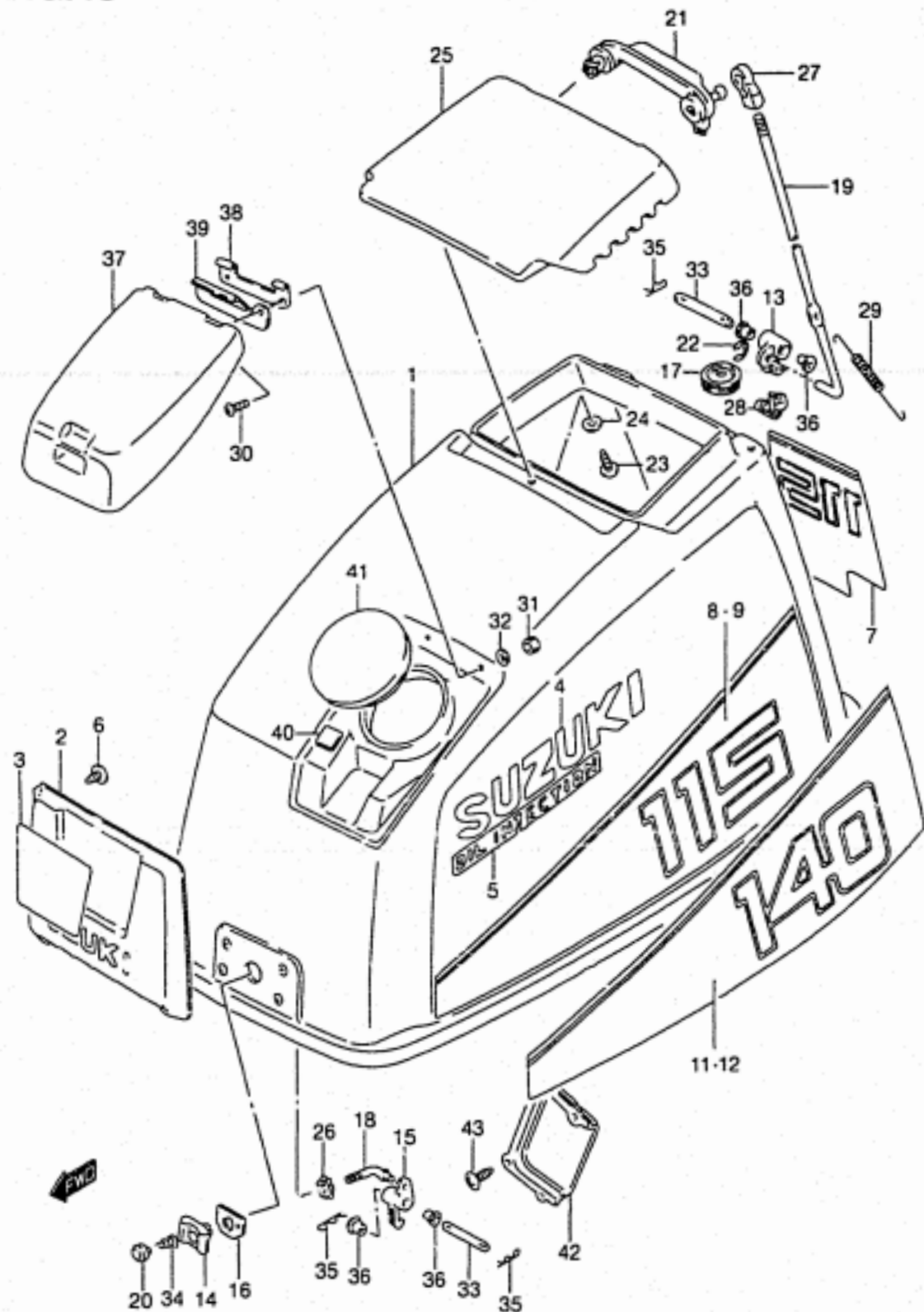
FIG.47

QTY.



REF.NO.	PART NO.	DESCRIPTION	QTY.	REMARKS
47	01500-06127	BOLT	1	MODEL:88-93
48	01550-06167	BOLT	1	MODEL:94-01
49	08321-01067	LOCK WASHER	1	MODEL:88-93
50	08322-01067	WASHER	1	MODEL:88-93
51	37850-95602	SWITCH ASSY, TILT	1	MODEL:89-01
52	09407-25402	CLAMP (L:187)	1	MODEL:96-01
53	09404-06432	CLAMP (L:80)	1	MODEL:89-01
54	09250-20006	CAP, RESET SWITCH HOLE	1	MODEL:89-01
55	37930-95612	SWITCH ASSY, OIL WARNING RESET	1	
56	37935-95601	LABEL, LOW OIL WARNING RESET	1	
57	17911-94611	GROMMET, FLUSH CONNECTOR	1	MODEL:98-01
58	17912-94610	CONNECTOR, FLUSH HOSE	1	MODEL:98-01
59	17913-94610	PLUG, FLUSH CONNECTOR	1	MODEL:98-01
60	09280-19006	O RING	1	MODEL:98-01
61	09355-90145-600	HOSE	1	MODEL:98-01
62	09401-13416	CLIP	2	MODEL:98-01
63	09404-06432	CLAMP	2	MODEL:98-01
64	17917-94600	CONNECTOR, FLUSH WATER	1	

FIG.48



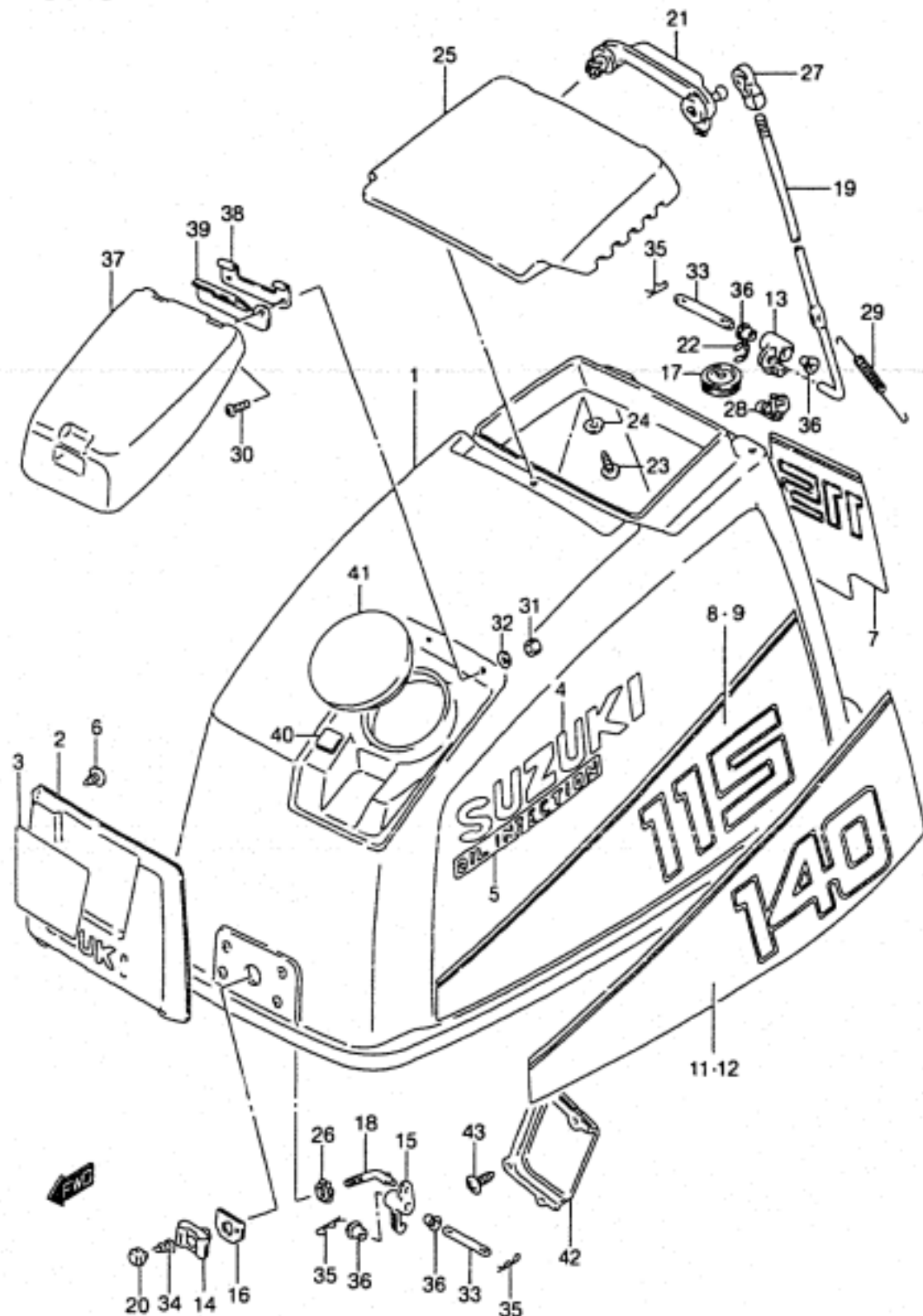
REF.NO.	PART NO.	DESCRIPTION	QTY.	REMARKS
1-1	61402-94870-02M	COVER SET, ENGINE	1	DT115 →61420-94682-0ED USED WITH 09162-06006,01500-06127, 61610-95514,08321-01067, 08322-01067,09100-06122, 61116-94601
1-2	61403-94810-02M	COVER SET, ENGINE	1	DT140 →61420-94682-0ED USED WITH 08322-01067,61116-94601, 09162-06006,61610-95514, 01500-06127,08321-01067, 09100-06122
2	61421-94601-2CS	.EMBLEM, FRONT	1	FOR 02M
3	61422-94600-26N	.MARK, UPPER	1	FOR 02M
4	68181-17D00-019	.EMBLEM, SIDE	2	
5	61442-94600-019	.MARK, OIL INJECTION	2	
6-1	03242-05163	.SCREW	3	
6-2	03242-05103	.SCREW	1	
7-1	61435-94600-70G	.EMBLEM, REAR	1	FOR 02M
7-2	61435-94600-8EH	.EMBLEM, REAR	1	FOR 01T
8-1	61443-94620-70G	.DECAL, ENGINE COVER STBD	1	FOR 02M
8-2	61443-94620-8EH	.DECAL, ENGINE COVER STBD	1	FOR 01T
9-1	61453-94620-70G	.DECAL, ENGINE COVER PORT	1	DT115 FOR 02M
9-2	61453-94620-8EH	.DECAL, ENGINE COVER PORT	1	DT115 FOR 01T
11	61443-94630-70G	.DECAL, ENGINE COVER STBD	1	DT140 FOR 02M
12	61453-94630-70G	.DECAL, ENGINE COVER PORT	1	DT140 FOR 02M

REFER TO FIG.49 (H-7) FOR MODEL:88  
 REFER TO FIG.50 (H-9) FOR MODEL:89-94  
 REFER TO FIG.51 (H-11) FOR MODEL:95,96  
 REFER TO FIG.52 (H-12) FOR DT115S  
 REFER TO FIG.52A(H-13) FOR DT140EF1

COLOR : 02M (SILVER)                      26N (BURGUNDY)  
 01T (WHITE)                                291 (BLACK)  
 2CS (02M/291/764)                      764 (GOLD)  
 26N (BLACK)                                26M (BURGUNDY)  
 70G (764/019)                              0ED (GRAY)  
 8EH (26M/764)

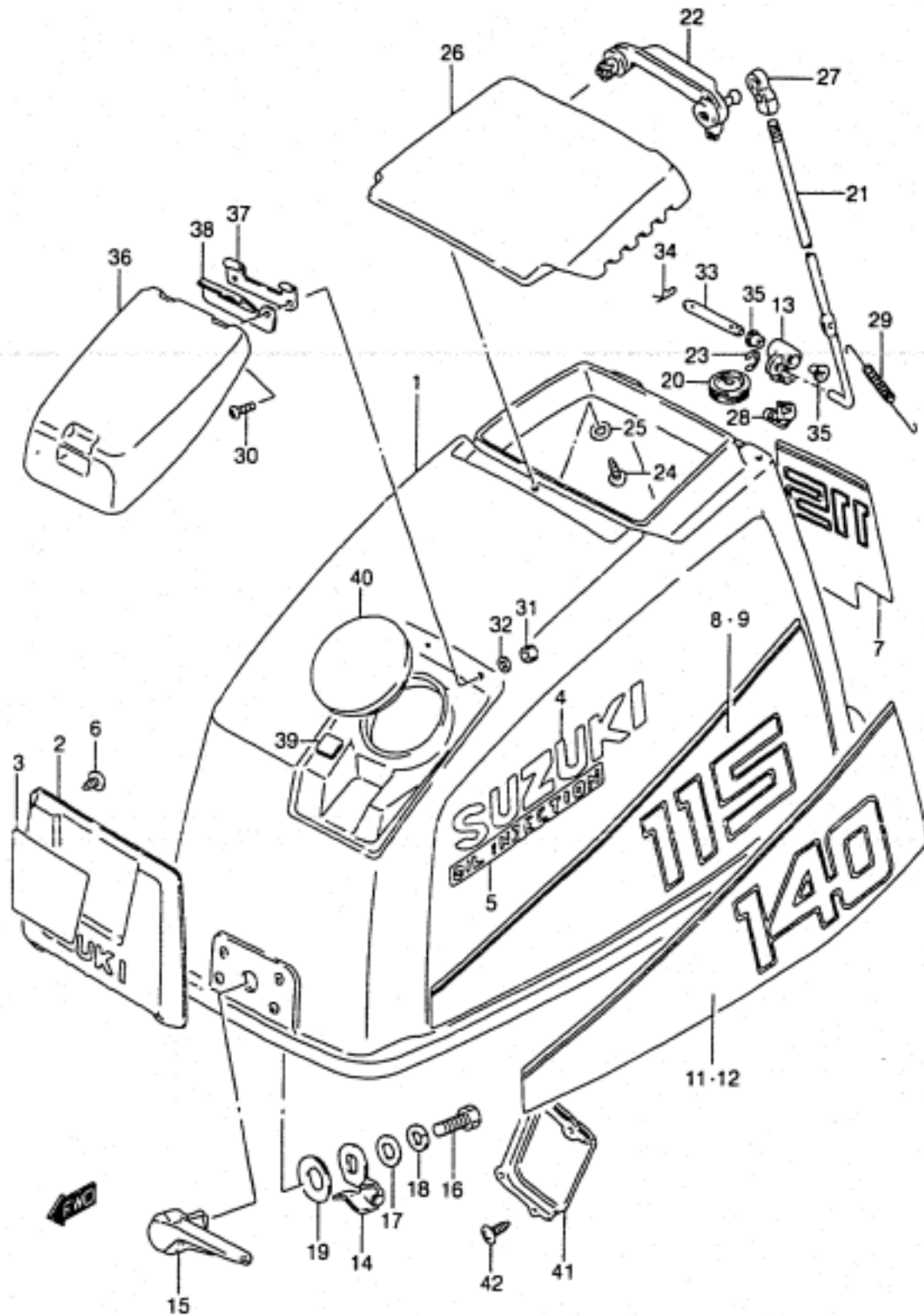


FIG.48



REF.NO.	PART NO.	DESCRIPTION	QTY.	REMARKS
13	61641-94501	.HOOK, COVER RELEASE	1	
14	61651-95501	.HOLDER, HOOK SPRING	1	
15	61641-95500	.HOOK, RELEASE	1	
16	61652-95500	.PACKING, HOOK SPRING HOLDER	1	
17	61652-94501	.GROMMET, LATCH RELEASE ROD	1	
18	61653-95501	.SHAFT, RELEASE HOOK	1	
19	61653-94502	.ROD, LATCH RELEASE	1	
20	61660-95500	.KNOB, HOOK	1	
21	61661-94501	.LEVER, LOWER COVER LATCH	1	
22	09383-03001	.E RING	1	
23	03242-06163	.SCREW, TILT HANDLE	4	
24	08322-01067	.WASHER	2	
25	61431-94503-0ED	.HANDLE, TILT UP	1	
26	61654-95500	.NUT	1	
27	19131-95502	.CONNECTOR, LATCH RELEASE ROD	1	
28	09209-05017	.PIN, LINKAGE	1	
29	09443-06040	.SPRING	1	
30	09125-06067	.SCREW (6X16)	2	
31	09140-06020	.NUT	2	
32	09160-06055	.WASHER (7X12X1)	2	
33	61642-95500	.PIN	2	
34	09441-12001	.SPRING	1	
35	09385-06003	.PIN	4	
36	09301-06005	.BUSHING	4	
37	61481-94504-0ED	.LID, OIL TANK FILLER	1	
38	61482-94510	.HINGE	1	
39	61485-94500	.SPRING	1	
40	61544-94500	.PAD	1	
41	61486-94600	.CAP, ENGINE COVER	1	
42	61487-94602	.COVER, FRONT EMBLEM INNER	1	
43	03242-05163	.SCREW	4	

FIG.49



REF.NO.	PART NO.	DESCRIPTION	QTY.	REMARKS
1	61410-94910-0ED	COVER ASSY, ENGINE	1	→61420-94682-0ED
2	61421-94601-2CS	EMBLEM, FRONT	1	FOR 02M
3	61422-94600-26N	MARK, UPPER	1	
4	68181-17D00-019	EMBLEM, SIDE	2	
5	61442-94600-019	MARK, OIL INJECTION	2	
6-1	03242-05163	SCREW	3	
6-2	03242-05103	SCREW	1	
7-1	61435-94600-70G	EMBLEM, REAR	1	DT115 FOR 02M
7-2	61435-94600-8EH	EMBLEM, REAR	1	DT115 FOR 01T
8-1	61443-94620-70G	DECAL, ENGINE COVER STBD	1	DT115 FOR 02M
8-2	61443-94620-8EH	DECAL, ENGINE COVER STBD	1	DT115 FOR 01T
9-1	61453-94620-70G	DECAL, ENGINE COVER PORT	1	DT115 FOR 02M
9-2	61453-94620-8EH	DECAL, ENGINE COVER PORT	1	DT115 FOR 01T
11	61443-94630-70G	DECAL, ENGINE COVER STBD	1	DT140 FOR 02M
12	61453-94630-70G	DECAL, ENGINE COVER PORT	1	DT140 FOR 02M
13	61641-94501	HOOK, COVER RELEASE	1	
14	61641-94600	HOOK, FRONT	1	
15	61645-94600-0ED	LEVER, FRONT HOOK	1	
16	09100-06131	BOLT (6X25)	1	
17	09160-06036	WASHER (6.5X18X1.5)	1	
18	09162-06006	LOCK WASHER	1	
19	09164-13005	WASHER (13.2X24X0.6)	1	
20	61652-94501	GROMMET, LATCH RELEASE ROD	1	

COLOR : 02M (SILVER) 70G (764/019) 26M (BURGUNDY)  
 01T (WHITE) 8EH (26M/764)  
 2CS (02M/291/764) 26G (BLACK)  
 2CT (01T/291/764) 26N (BLACK)  
 291 (BLACK) 26P (BURGUNDY)  
 764 (GOLD) 0ED (GRAY)

FIG.49

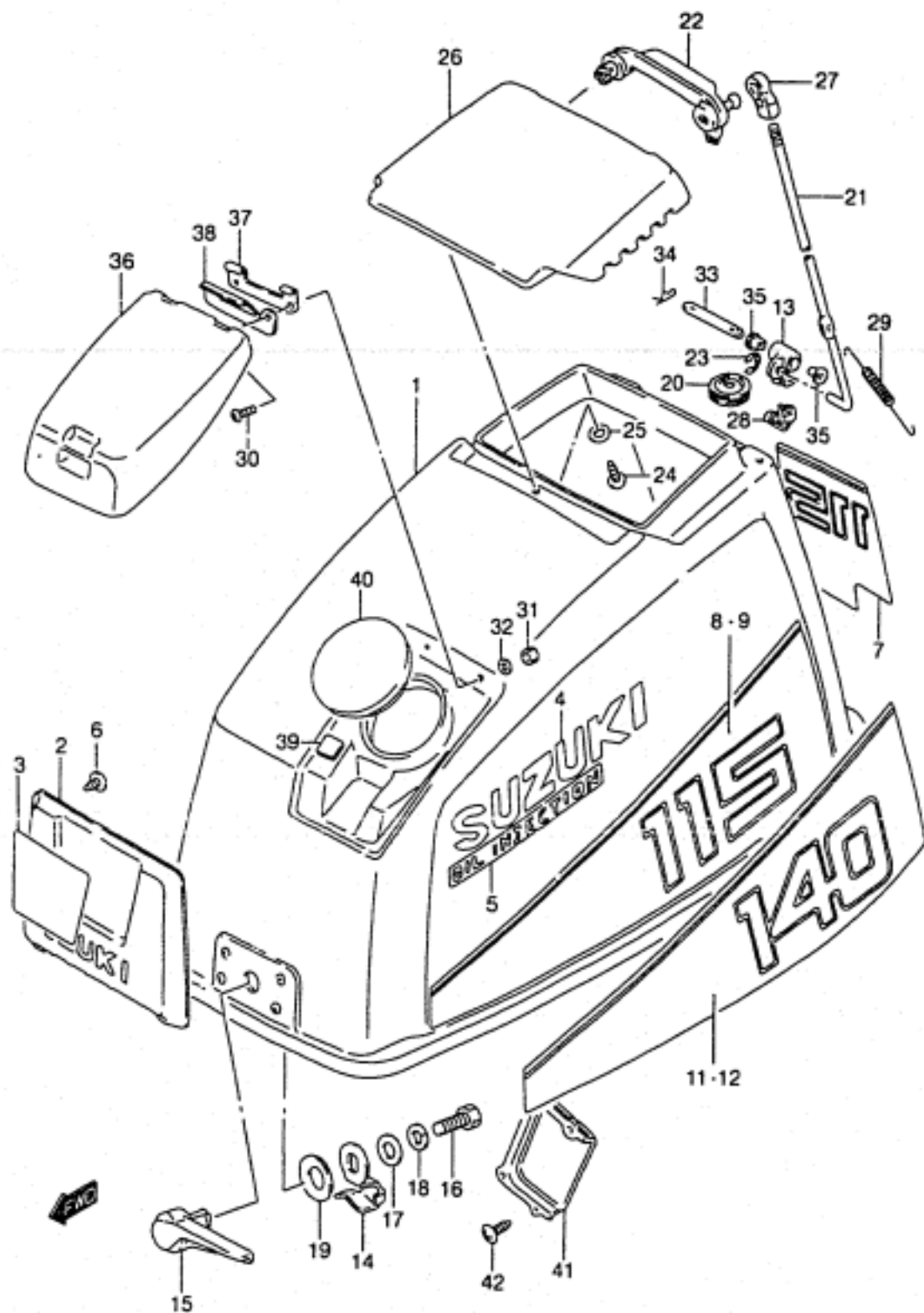


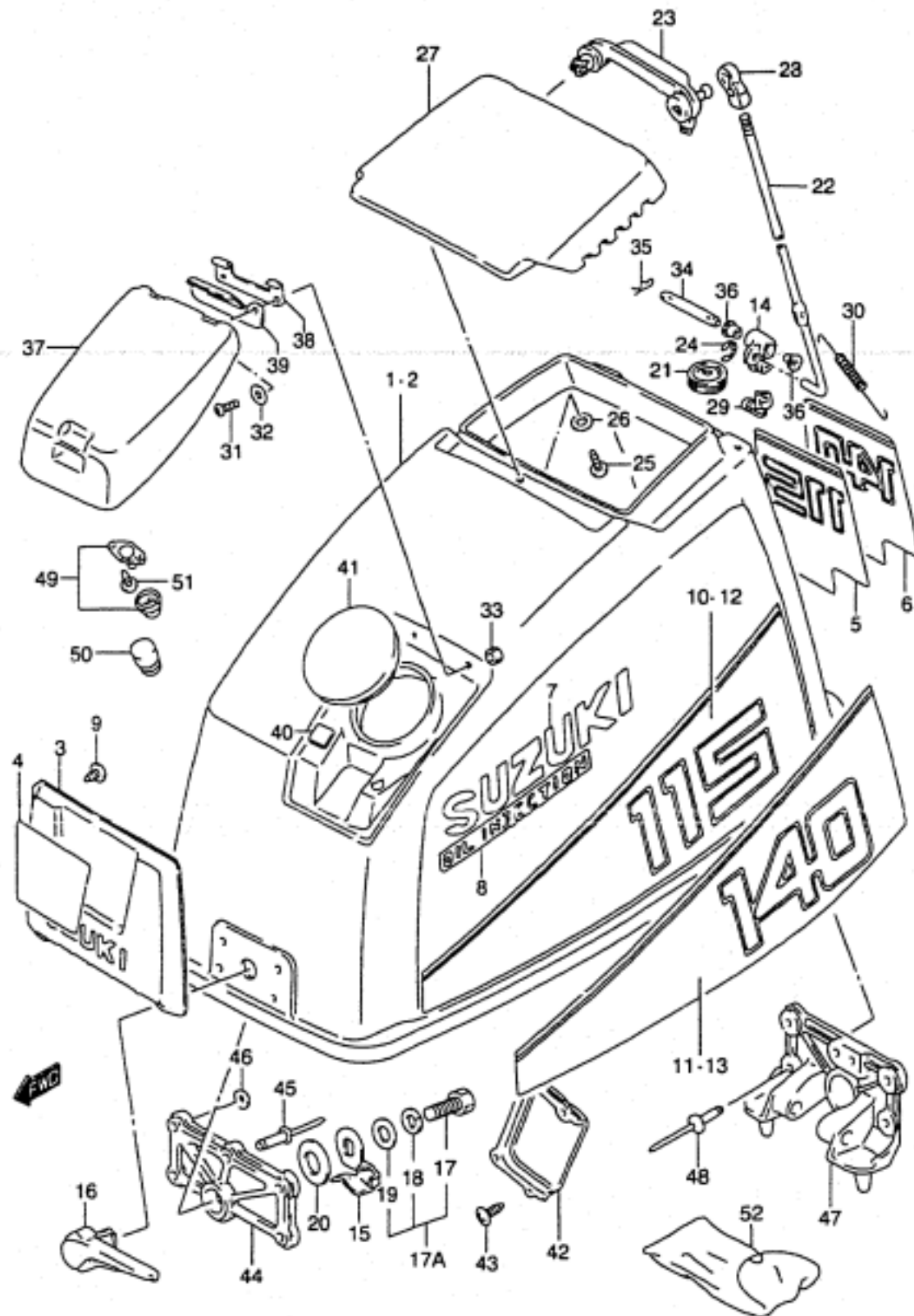
FIG.49 ( H- 8)

ENGINE COVER (MODEL:88)

REF.NO.	PART NO.	DESCRIPTION	QTY.	REMARKS
21	61653-94502	ROD, LATCH RELEASE	1	
22	61661-94501	LEVER, LOWER COVER LATCH	1	
23	09383-03001	E RING	1	
24	03242-06163	SCREW, TILT HANDLE	4	
25	08322-01067	WASHER	2	
26	61431-94503-0ED	HANDLE, TILT UP	1	
27	19131-95502	CONNECTOR, LATCH RELEASE ROD	1	
28	09209-05017	PIN, LINKAGE	1	
29	09443-06040	SPRING	1	
30	09125-06067	SCREW (6X16)	2	
31	09140-06020	NUT	2	
32	09160-06055	WASHER (7X12X1)	2	
33	61642-95500	PIN	1	
34	09385-06003	PIN	2	
35	09301-06005	BUSHING (6X8)	2	
36	61481-94504-0ED	LID, OIL TANK FILLER	1	
37	61482-94510	HINGE	1	
38	61485-94500	SPRING	1	
39	61544-94500	PAD	1	
40	61486-94600	CAP, ENGINE COVER	1	
41	61487-94602	COVER, FRONT EMBLEM INNER	1	
42	03242-05163	SCREW	4	

COLOR : 0ED (GRAY)

FIG.50

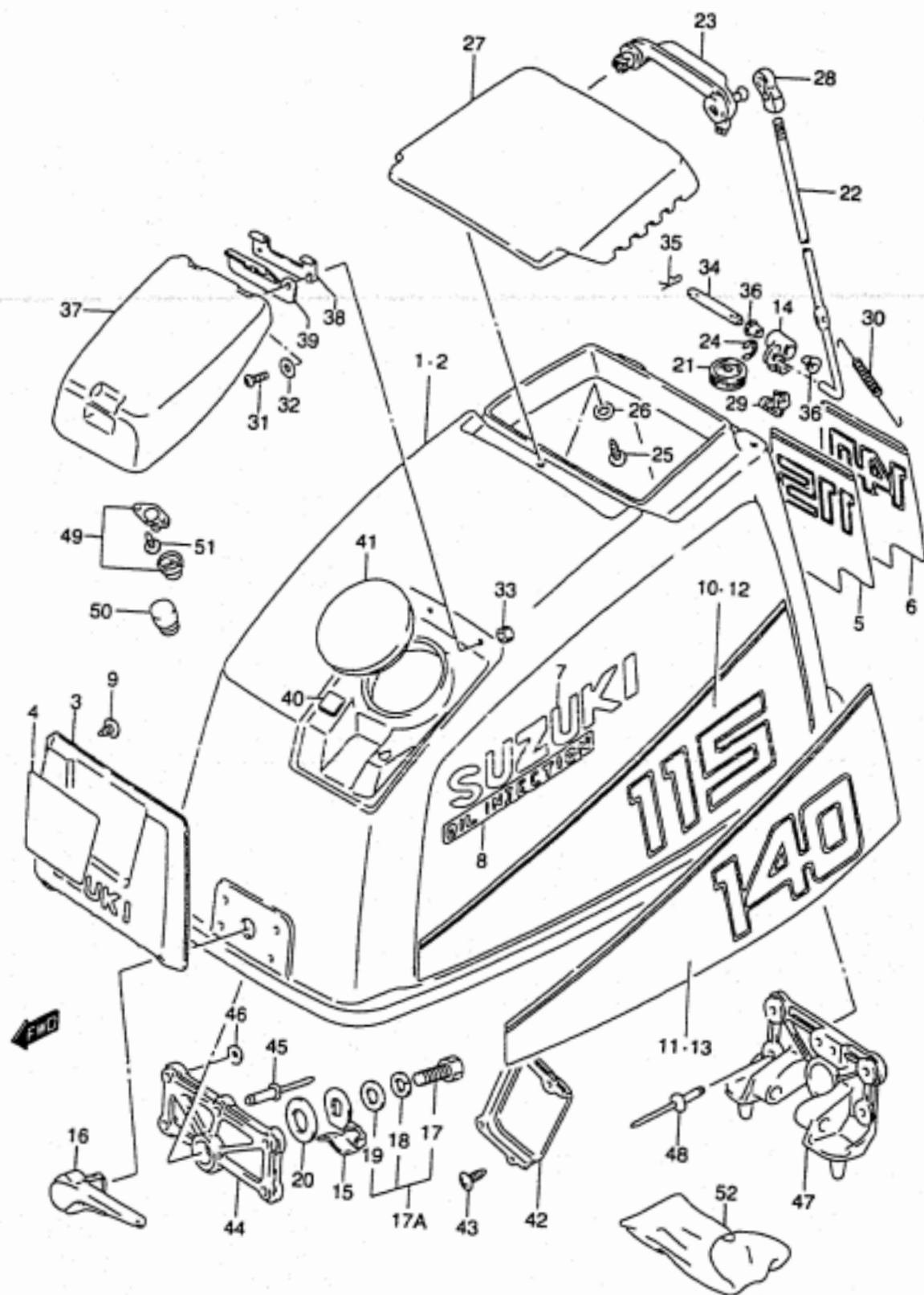


QTY.

REF.NO.	PART NO.	DESCRIPTION	QTY.	REMARKS
1-1	61406-94865-0ED	COVER SET, ENGINE	1	DT115 →61420-94682-0ED
1-2	61406-94872-01T	COVER SET, ENGINE	1	DT115 →61420-94682-0ED
2-1	61406-94896-0ED	COVER SET, ENGINE	1	DT140 →61420-94682-0ED
2-2	61407-94810-01T	COVER SET, ENGINE	1	DT140 →61420-94682-0ED
3	61421-94601-2TN	.EMBLEM, FRONT	1	DT115 FOR 0ED
4	61422-94640-019	.MARK, FRONT	1	DT115 FOR 0ED
5-1	61435-94620-70G	.MARK, REAR	1	DT115 FOR 0ED
5-2	61435-94620-8EH	.MARK, REAR	1	DT115 FOR 01T
6	61435-94630-70G	.MARK, REAR	1	DT140 FOR 0ED
7-1	61441-94600-764	.MARK, SUZUKI	2	FOR 0ED
7-2	68181-17D00-019	.MARK, SUZUKI	2	FOR 01T
8-1	61442-94600-764	.MARK, OIL INJECTION	2	FOR 0ED
8-2	61442-94600-019	.MARK, OIL INJECTION	2	FOR 01T
9	03242-05123	.SCREW, FRONT EMBLEM	4	MODEL:94
10-1	61443-94620-70G	.DECAL, STBD	1	DT115 FOR 0ED
10-2	61443-94620-8EH	.DECAL, STBD	1	DT115 FOR 01T
11	61443-94630-70G	.DECAL, STBD	1	DT140 FOR 0ED
12-1	61453-94620-70G	.DECAL, PORT	1	DT115 FOR 0ED
12-2	61453-94620-8EH	.DECAL, PORT	1	DT115 FOR 01T
13	61453-94630-70G	.DECAL, PORT	1	DT140 FOR 0ED
14	61641-94501	.HOOK, COVER RELEASE	1	
15	61641-94600	.HOOK, FRONT	1	
16	61645-94600-0ED	.LEVER, FRONT HOOK	1	
17	09100-06131	.BOLT (6X25)	1	MODEL:89-93
17A	09118-06095	.BOLT (6X25)	1	MODEL:94
18	09162-06006	.LOCK WASHER (6.1X12.2X1.5)	1	MODEL:89-93
19	09160-06036	.WASHER (6.5X18X1.5)	1	MODEL:89-93
20	09164-13005	.WASHER (13.2X24X0.6)	1	
21	61652-94501	.GROMMET, LATCH RELEASE ROD	1	
22	61653-94502	.ROD, LATCH RELEASE	1	

COLOR : 0ED (GRAY) 8EH (26M/764) 019 (BLACK)  
 01T (WHITE) 764 (GOLD) 70G (764/019)  
 2TN (764/0ED)

FIG.50



QTY.

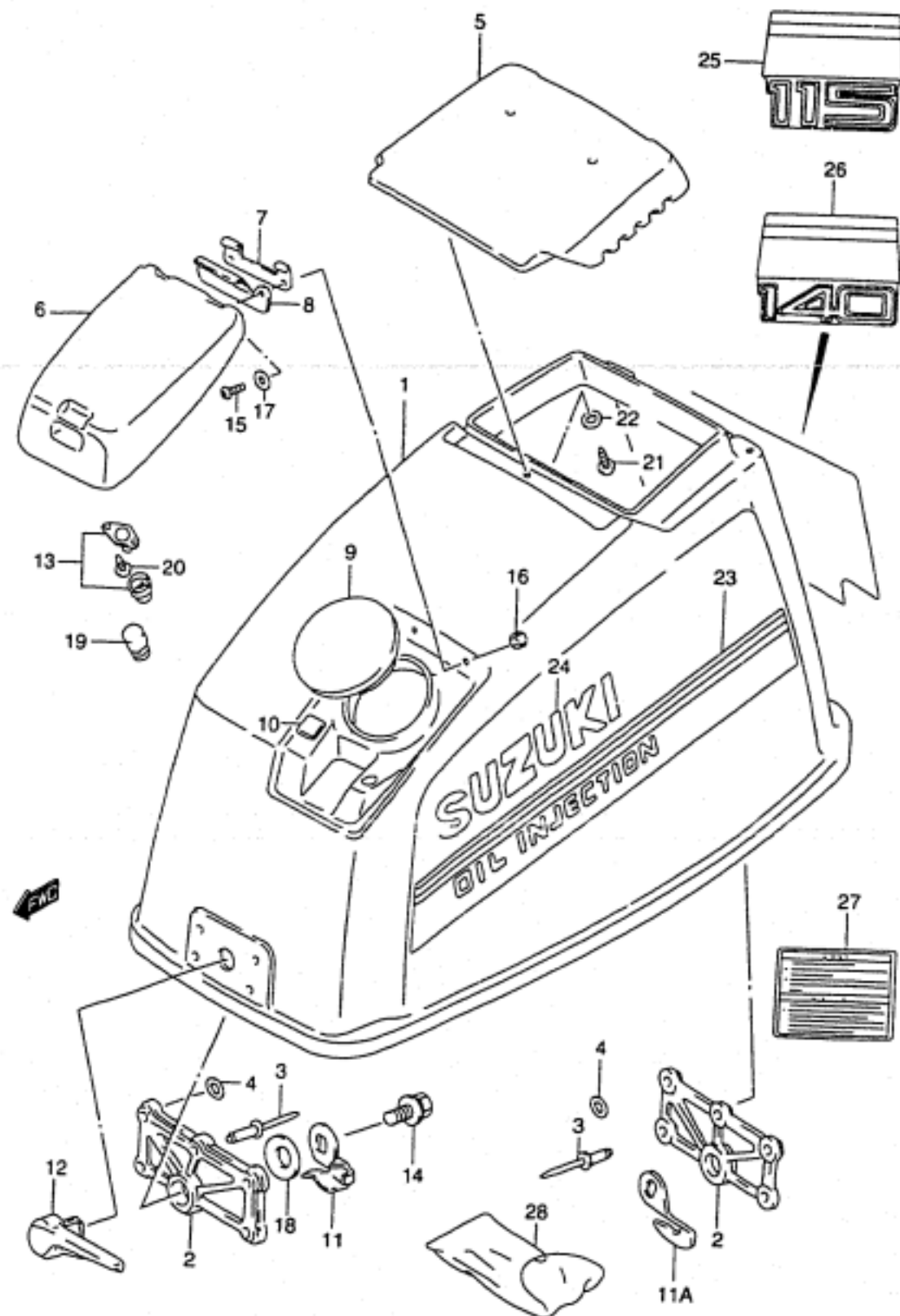
REF.NO.	PART NO.	DESCRIPTION	REMARKS
23	61661-94501	.LEVER, LOWER COVER LATCH	1
24	09383-03001	.E RING	1
25	03542-06163	.SCREW, TILT HANDLE	4
26	08322-01067	.WASHER	2
27	61431-94503-0ED	.HANDLE, TILT UP	1
28	19131-95502	.CONNECTOR, LATCH RELEASE ROD	1
29	09209-05017	.PIN, LINKAGE	1
30	09443-06040	.SPRING	1
31	09125-06067	.SCREW (6X16)	2
32	09160-06055	.WASHER (7X12X1)	2
33	09140-06020	.NUT	2
34	61642-95500	.PIN	1
35	09385-06003	.PIN	2
36	09301-06005	.BUSHING	2
37	61481-94504-0ED	.LID, OIL TANK FILLER	1
38	61482-94510	.HINGE, OIL FILLER LID	1
39	61485-94500	.SPRING	1
40	61544-94500	.PAD	1
41	61486-94600	.CAP, ENGINE COVER	1
42	61487-94602	.COVER, FRONT EMBLEM INNER	1
43	03242-05123	.SCREW	4
44	61651-94602	.HOLDER, FRONT HOOD	1
45	09229-04027	.RIVET	5
46	08322-01057	.WASHER	5
47	61644-94502	.BRACKET, COVER LOCATING	1
48	09229-04014	.RIVET	5
49	61670-94600	.STRIKER ASSY, OIL FILLER LID	1
50	09250-12012	.CAP, STRIKER	1
51	03242-04103	.SCREW, STRIKER	2
52	09800-01001	TOOL SET	1

COLOR : 0ED (GRAY)

FIG.51

FIG.51 ( H-11)

ENGINE COVER (MODEL:95-97)(\*)

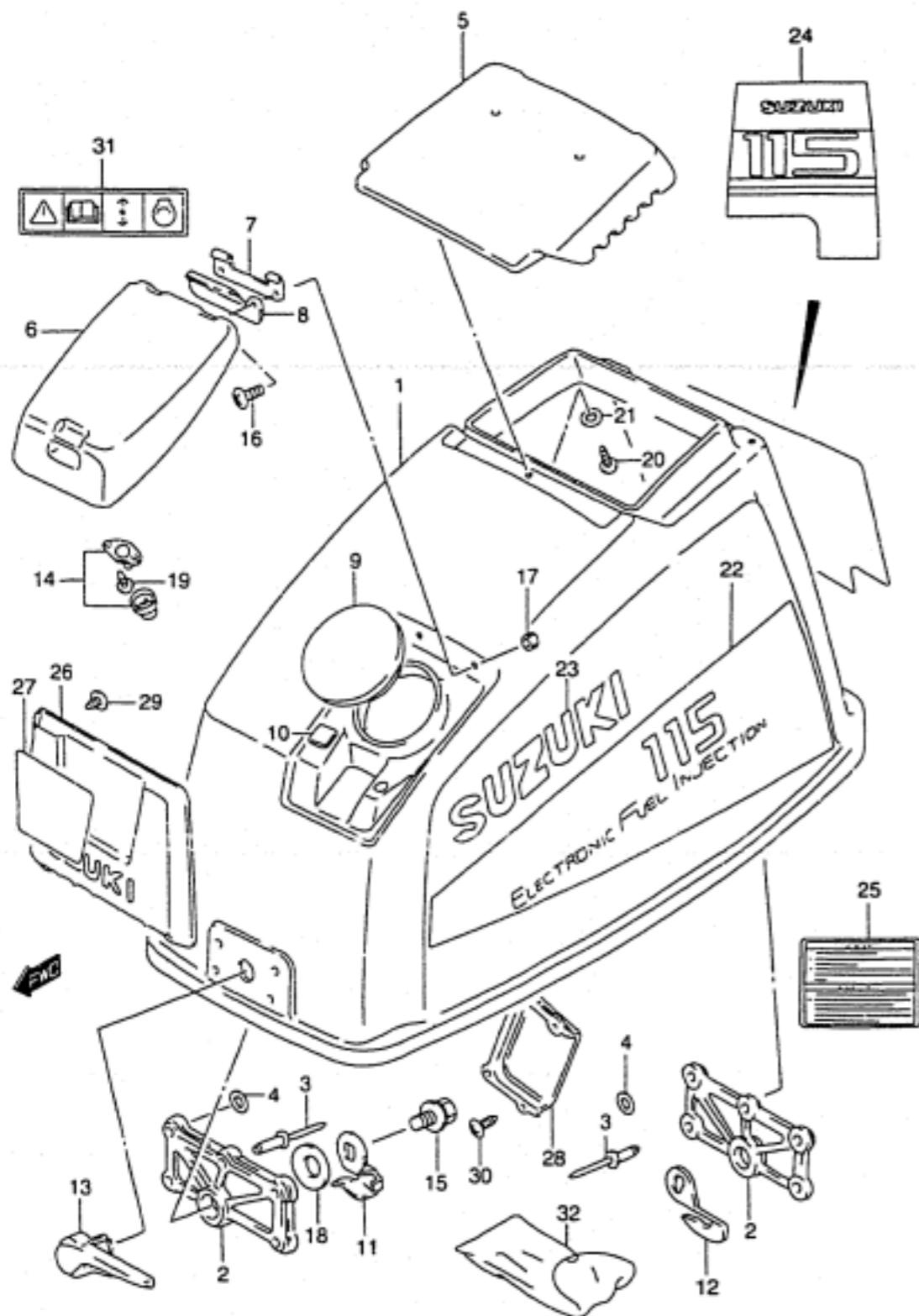


REF.NO.	PART NO.	DESCRIPTION	QTY.	REMARKS
1	61420-94810-0ED	COVER SET, ENGINE	1	
2	61651-94602	.HOLDER, HOOK	2	
3	09229-04027	.RIVET	10	
4	08322-01057	.WASHER	10	
5	61431-94503-0ED	.HANDLE, TILT UP	1	
6	61481-94504-0ED	.LID, OIL TANK FILLER	1	
7	61482-94510	.HINGE, OIL FILLER LID	1	
8	61485-94500	.SPRING, OIL FILLER LID	1	
9	61486-94600	.CAP, ENGINE COVER	1	
10	61544-94500	.PAD, OIL FILLER LID	1	
11	61641-94600	.HOOK, FRONT	1	
11A	61631-94610	.HOOK, REAR	1	
12	61645-94600-0ED	.LEVER, HOOK	2	
13	61670-94600	.STRIKER, OIL FILLER LID	1	
14	09118-06095	.BOLT	2	
15	09125-06067	.SCREW	2	
16	09140-06020	.NUT	2	
17	09160-06082	.WASHER	2	
18	09164-13005	.WASHER, WAVE	2	
19	09250-12012	.CAP	1	-MODEL:95
20	03242-04103	.SCREW	2	
21	03542-06163	.SCREW	4	
22	08322-01067	.WASHER	2	
23	61440-94660	.STRIPE SET	1	
24	68111-42031-1RR	.MARK, SUZUKI	2	
25	61435-94660	MARK, EMBLEM RR	1	DT115
26	61435-94670	MARK, EMBLEM RR	1	DT140
27	61581-98610	MARK, SAFETY WARNING	1	
28	09800-01001	TOOL ASSY	1	

COLOR : 0ED (GRAY)  
1RR (GOLD)

(\*)-DT115 MODEL:95-97  
DT140 MODEL:95,96

FIG.52

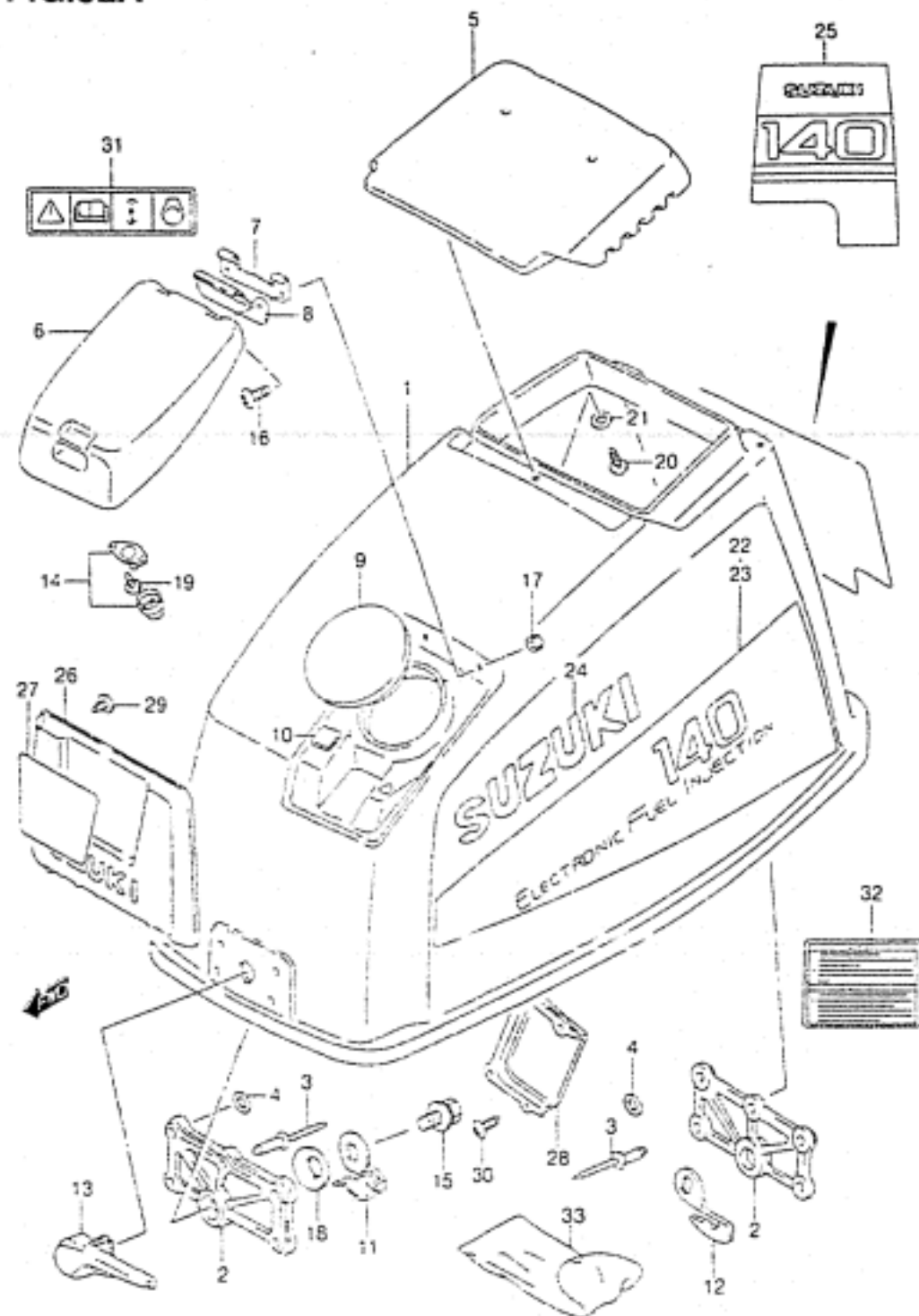


REF.NO.	PART NO.	DESCRIPTION	QTY.	REMARKS
1	61420-94843-0ED	COVER SET, ENGINE (GRAY)	1	
2	61651-94602	.HOLDER, HOOK	2	
3	09229-04032	.RIVET	10	
4	08322-01057	.WASHER	10	
5	61431-94503-0ED	.HANDLE, TILT UP (GRAY)	1	
6	61481-94504-0ED	.LID, OIL TANK FILLER (GRAY)	1	
7	61482-94510	.HINGE, OIL FILLER LID	1	
8	61485-94500	.SPRING, OIL FILLER LID	1	
9	61486-94600	.CAP, ENGINE COVER	1	
10	61544-94500	.PAD, OIL FILLER LID	1	
11	61641-94600	.HOOK, FRONT	1	
12	61631-94610	.HOOK, REAR	1	
13	61645-94600-0ED	.LEVER, HOOK (GRAY)	2	
14	61670-94600	.STRIKER, OIL FILLER LID	1	
15	09118-06095	.BOLT	2	
16	02142-06167	.SCREW	2	
17	09140-06020	.NUT	2	
18	09164-13005	.WASHER, WAVE	2	
19	03242-04103	.SCREW	2	
20	03542-06163	.SCREW	4	
21	08322-01067	.WASHER	4	
22	61440-94900	.DECAL SET, ENGINE COVER	1	
23	68111-42031-1RR	.MARK, SUZUKI (GOLD)	2	
24	61463-94900	.DECAL, ENGINE COVER REAR	1	
25	61581-98610	.MARK, SAFETY WARNING	1	
26	61421-94601-2TN	.COVER, INTAKE (GOLD/GRAY)	1	
27	61422-94640-019	.MARK, EMBLEM FR (BLACK)	1	
28	61487-94602	.COVER, INTAKE INNER	1	
29	03242-05123	.SCREW, FRONT EMBLEM	4	
30	03242-05123	.SCREW, INNER COVER	4	
31	69711-93E10	LABEL, CAUTION	1	
32	09800-01001	TOOL ASSY	1	

FIG.52A

FIG.52A( H-13)

ENGINE COVER (DT140EFI)



REF.NO.	PART NO.	DESCRIPTION	QTY.	REMARKS
1	61420-94882-0ED	COVER SET, ENGINE (GRAY)	1	
2	61651-94602	.HOLDER, HOOK	2	
3	09229-04032	.RIVET	10	
4	08322-01057	.WASHER	10	
5	61431-94503-0ED	.HANDLE, TILT UP (GRAY)	1	
6	61481-94504-0ED	.LID, OIL TANK FILLER (GRAY)	1	
7	61482-94510	.HINGE, OIL FILLER LID	1	
8	61485-94500	.SPRING, OIL FILLER LID	1	
9	61486-94600	.CAP, ENGINE COVER	1	
10	61544-94500	.PAD, OIL FILLER LID	1	
11	61641-94600	.HOOK, FRONT	1	
12	61631-94610	.HOOK, REAR	1	
13	61645-94600-0ED	.LEVER, HOOK (GRAY)	2	
14	61670-94600	.STRIKER, OIL FILLER LID	1	
15	09118-06095	.BOLT	2	
16	02142-06167	.SCREW	2	
17	09140-06020	.NUT	2	
18	09164-13005	.WASHER, WAVE	2	
19	03242-04103	.SCREW	2	
20	03542-06163	.SCREW	4	
21	08322-01067	.WASHER	4	
22	61443-94910	.DECAL, ENGINE COVER STBD	1	
23	61453-94910	.DECAL, ENGINE COVER PORT	1	
24	68111-42031-1RR	.MARK, SUZUKI (GOLD)	2	
25	61463-94910	.DECAL, ENGINE COVER REAR	1	
26	61421-94601-2TN	.COVER, INTAKE (GRAY/GOLD)	1	
27	61422-94640-019	.MARK, EMBLEM FRONT (BLACK)	1	
28	61487-94602	.COVER, INTAKE INNER	1	
29	03242-05123	.SCREW, FRONT EMBLEM	4	
30	03242-05123	.SCREW, INNER COVER	4	
31	69711-93E10	LABEL, CAUTION	1	
32-1	61581-98610	MARK, SAFETY WARNING	1	
32-2	61581-98620	LABEL, ENGINE COVER	1	MODEL:01
33	09800-01001	TOOL ASSY	1	

DT115/140 E03\_052A  
ENGINE COVER(DT140EFI)

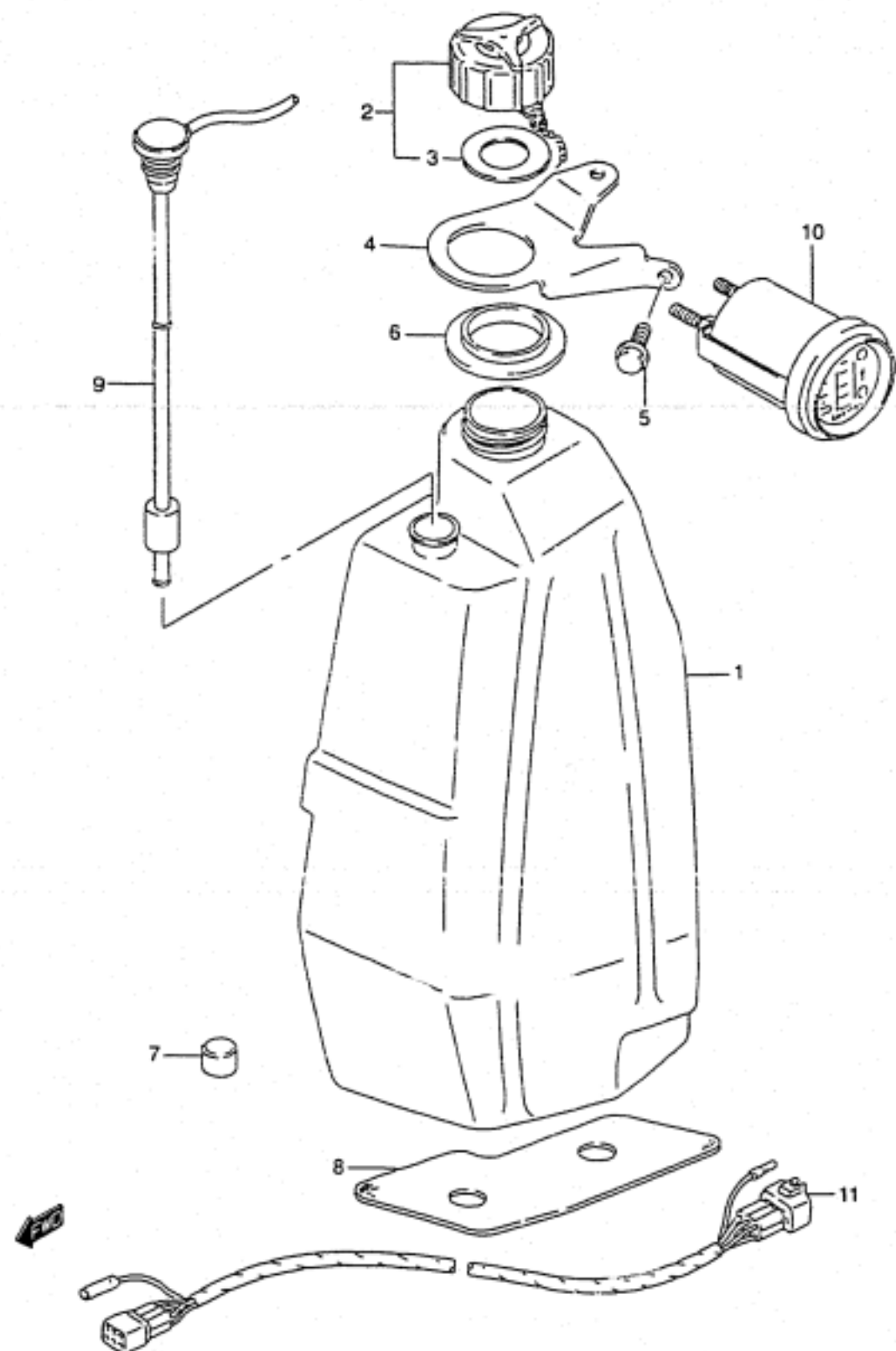


FIG.53

FIG.53 ( 1-2)

OIL TANK

QTY.



REF.NO.	PART NO.	DESCRIPTION	QTY.	REMARKS
1	69110-94602	TANK, OIL	1	
2	69200-94510	CAP ASSY, OIL TANK FILLER	1	
3	69241-94500	.GASKET	1	
4	69311-94610	SUPPORT, OIL TANK	1	
5	01550-08167	BOLT, SUPPORT	1	
6	69312-94600	CUSHION, UPPER	1	
7	09329-12004	CUSHION, OIL TANK NO.1	2	
8	69361-94602	CUSHION, LOWER NO.2	1	
9	34860-94621	SENSOR, OIL LEVEL	1	
10-1	34701-92X50	INDICATOR, OIL & WATER WARNING	1	
10-2	34700-92E11	GAUGE ASSY, MONITORING	1	MODEL:93-01
11-1	36660-94610	WIRING, INDICATOR EXT	1	L:6500
11-2	36660-94690	WIRING, INDICATOR EXT	1	L:2000
11-3	36660-95610	WIRING, INDICATOR EXT	1	MODEL:93-01
11-4	36660-92E90	WIRING, MONITOR GAUGE EXT	1	OPT,MODEL:93-01

FIG.54

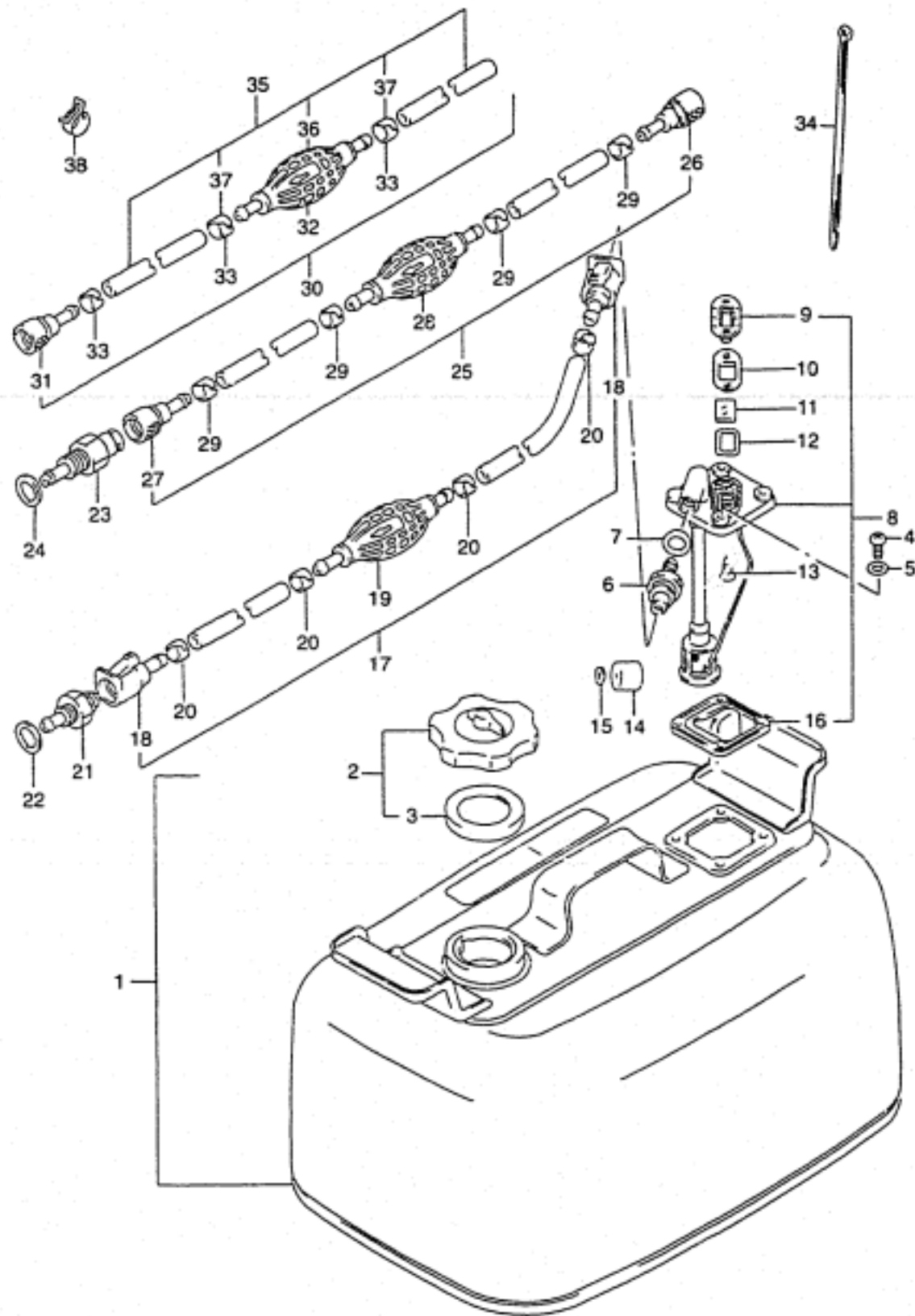


FIG.54 ( 1-3)

FUEL TANK

REF.NO.	PART NO.	DESCRIPTION	QTY.	REMARKS
1	65800-92823	TANK SET, FUEL (24L)	1	6.3 U.S GAL/5.2 IMP GAL NOT FOR U.S. MARKET
2	65510-92D00	.CAP ASSY, SEPARATE TANK	1	
3	65561-92D00	.GASKET, TANK CAP	1	
4	02112-16167	.SCREW	4	
5-1	09168-06004	.GASKET (6X11.8X1.5)	4	MODEL:86-88
5-2	09168-06026	.GASKET (6.4X11.5X0.8)	4	MODEL:89-95
6-1	65720-94411	.CONNECTOR, FUEL	1	
6-2	65740-95500	.CONNECTOR, FUEL	1	DT115:231153- DT140:231137-
7-1	09168-12001	.GASKET (12.5X20X1)	1	MODEL:86-88
7-2	09168-12015	.GASKET (12.2X21X0.8)	1	MODEL:89-95
8	65850-92D01	.GAUGE ASSY, FUEL	1	→65850-92D00
9-1	65855-92D00	.COVER, GAUGE	1	MODEL:86-88
9-2	65855-92D10	.COVER, GAUGE	1	MODEL:89-95
10-1	65854-92D10	.GASKET	1	MODEL:86-88
10-2	65854-92D20	.GASKET	1	MODEL:89-95
11	65853-92D00	.LENS	1	
12-1	65854-92D00	.GASKET, LENS	1	MODEL:86-88
12-2	65854-92D30	.GASKET, LENS	1	MODEL:89-95
13	03222-04083	.SCREW	2	
14	65864-92D00	.FLOAT	1	
15	65866-92D00	.NUT, PUSH	1	
16	65871-92D00	.GASKET, FUEL	1	
17	65700-87D16	HOSE, FUEL	1	
18	65750-94404	.CONNECTOR, FUEL	2	
19	65770-95504	.PUMP, SQUEEZE	1	
20	65781-98500	.CLIP	4	
21	65720-94411	CONNECTOR, FUEL	1	
22	09161-12004	WASHER	1	
23-1	65720-95511	CONNECTOR, FUEL	1	DT115:231153- DT140:231137-
23-2	65721-87D00	CONNECTOR, FUEL	1	MODEL:97-01
24	09161-12004	WASHER	1	DT115:231153- DT140:231137- -MODEL:96

NOT FOR U.S. MARKET

FIG.54

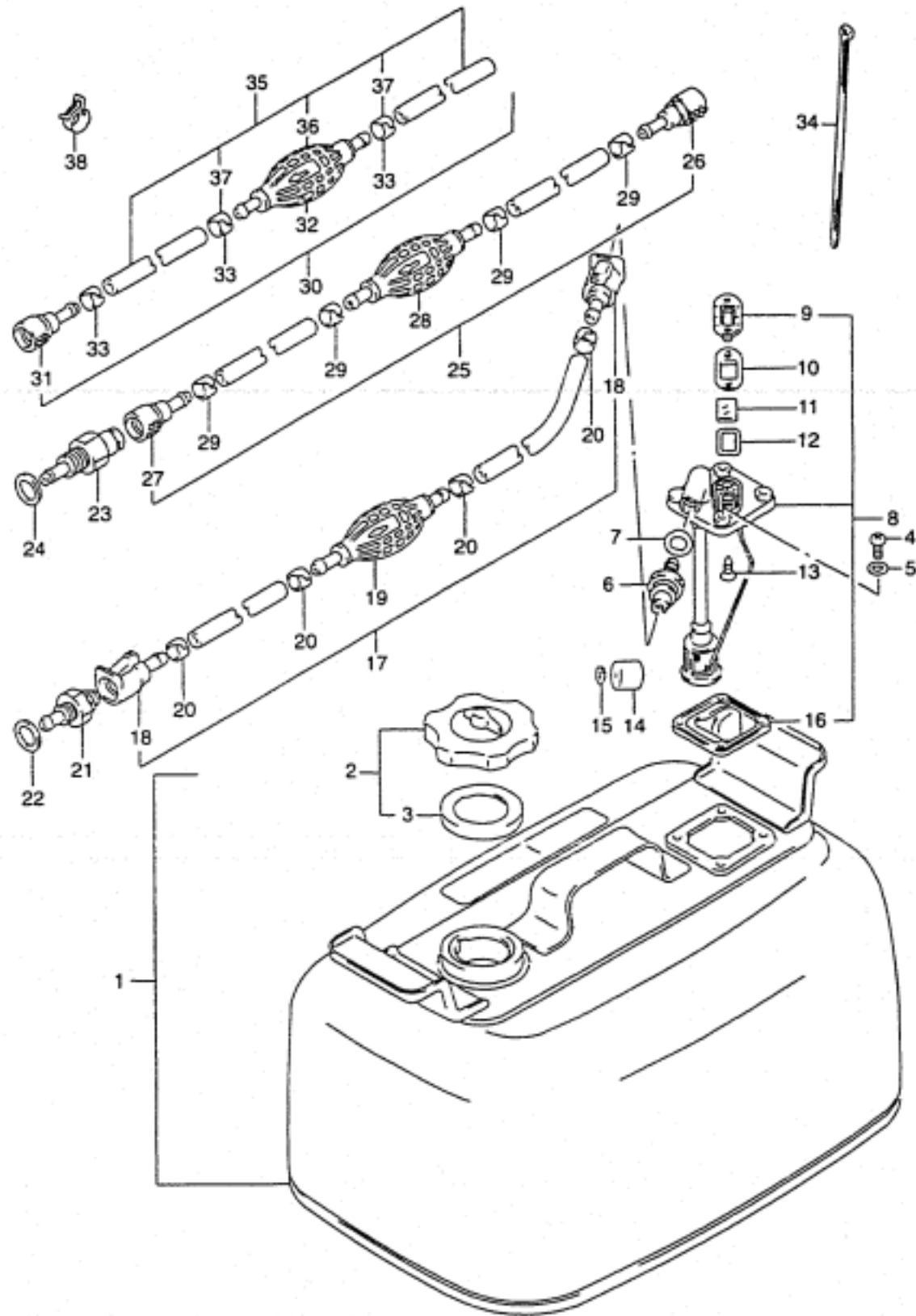
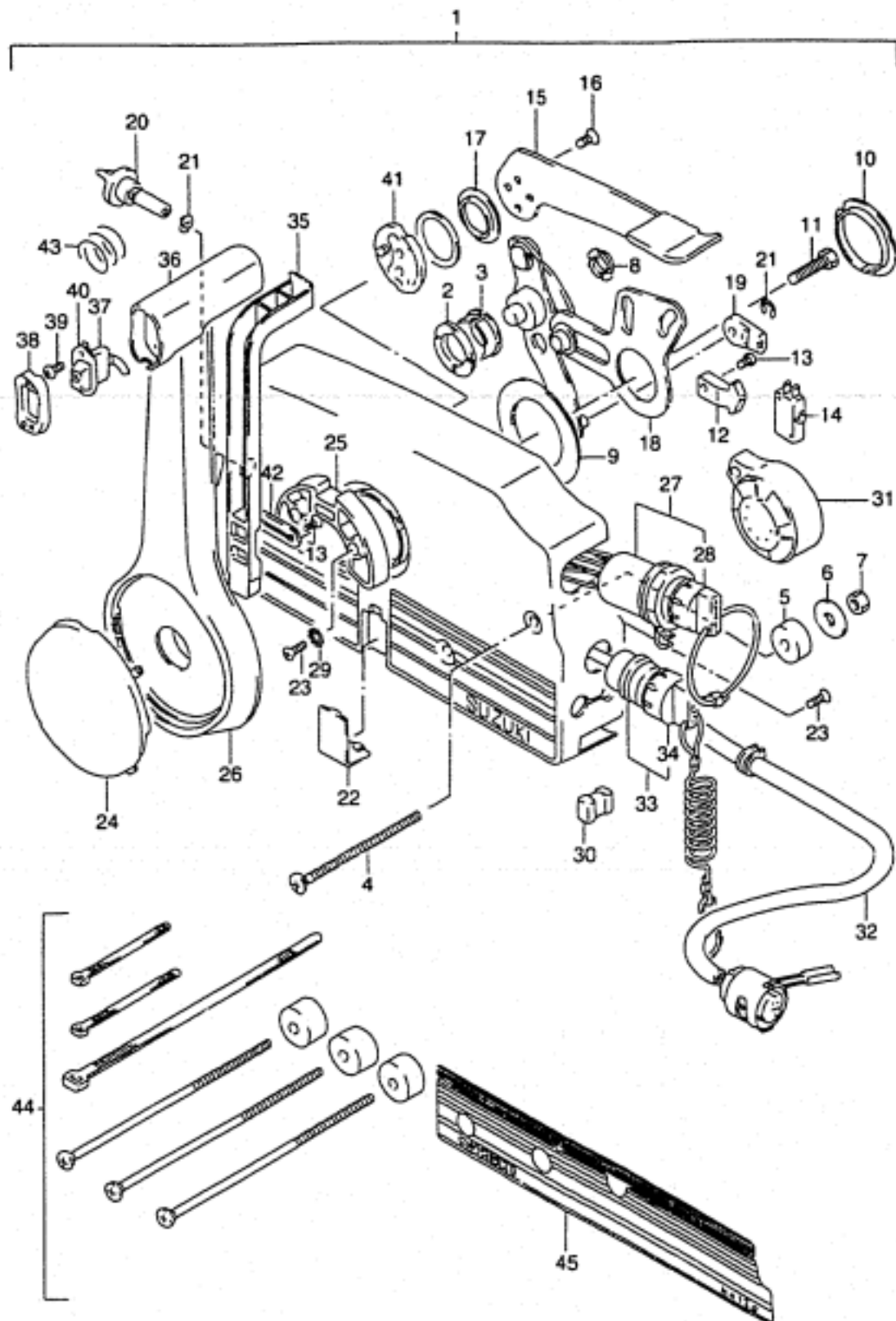


FIG.54 ( 1-4)

FUEL TANK

REF.NO.	PART NO.	DESCRIPTION	QTY.	REMARKS
25	65700-87D17	HOSE, FUEL	1	DT115:231153- DT140:231137-
26	65750-95500	.SOCKET, FUEL HOSE (IN)	1	DT115:231153- DT140:231137-
27	65750-98505	.SOCKET, FUEL HOSE (OUT)	1	DT115:231153- DT140:231137-
28	65770-95540	.PUMP, SQUEEZE	1	DT115:231153- DT140:231137-
29	65781-98500	.CLIP	4	DT115:231153- DT140:231137-
30	65700-87D32	HOSE, FUEL	1	MODEL:93-96
31	65750-95500	.SOCKET, FUEL	1	MODEL:93-96
32	65770-95504	.PUMP, SQUEEZE	1	MODEL:93-96
33	65781-98500	.CLIP	3	MODEL:93-96
34-1	09407-14403	CLAMP, FUEL HOSE	1	
34-2	09407-25402	CLAMP	1	MODEL:95,96
35	65700-87D21	HOSE, FUEL	1	MODEL:97-01 N/FUEL TANK
36	65770-95504	.PUMP, SQUEEZE	1	MODEL:97-01
37	65781-98500	.CLIP	2	MODEL:97-01
38	09401-10409	CLIP	2	MODEL:97-01 N/FUEL TANK

FIG.55



REF.NO.	PART NO.	DESCRIPTION	QTY.	REMARKS
1-1	67200-87D12-02M	REMOTE CONTROL BOX ASSY	1	→67200-87D30-0ED
1-2	67200-87D20-0ED	REMOTE CONTROL BOX ASSY	1	→67200-87D30-0ED
2	67232-95600	.BUSH	1	
3	67232-95620	.BUSH	1	
4	67296-95600	.SCREW	3	
5	67294-95600	.SPACER	3	
6	09160-06104	.WASHER	3	
7	09140-06020	.NUT	3	
8	67232-95610	.BUSH	1	
9	67253-95600	.WASHER	1	
10	67252-95600	.BUSH	1	
11	09100-08232	.BOLT (8X30)	1	
12	67214-95600	.ACTUATOR	1	
13	67296-94300	.SCREW	3	
14	37721-94600	.SWITCH, NEUTRAL	1	
15-1	67241-95600	.LEVER, FREE THROTTLE	1	WHITE
15-2	67241-95650	.LEVER, FREE THROTTLE	1	SILVER
16	09126-05003	.SCREW (5X12)	2	
17	67243-95600	.BUSH	1	
18	67220-95620	.PLATE ASSY	1	
19	67275-95600	.END, CABLE	2	
20	67223-95600	.KNOB, BRAKE ADJUST	1	
21	67292-94300	.E RING	3	
22-1	67267-95600	.COVER, WIRE	1	BLUE
22-2	67267-95610	.COVER, WIRE	1	BLACK
23	67296-95610	.SCREW	7	

\* 67200-87D12-02M BODY:SILVER,DECAL:BLUE  
 \* 67200-87D11-01T BODY:WHITE,DECAL:BLACK  
 \* 67200-87D12-0ED BODY:GRAY,DECAL:BLACK

REFER TO FIG.56(1-7) FOR MODEL:93-01

**FIG.55**

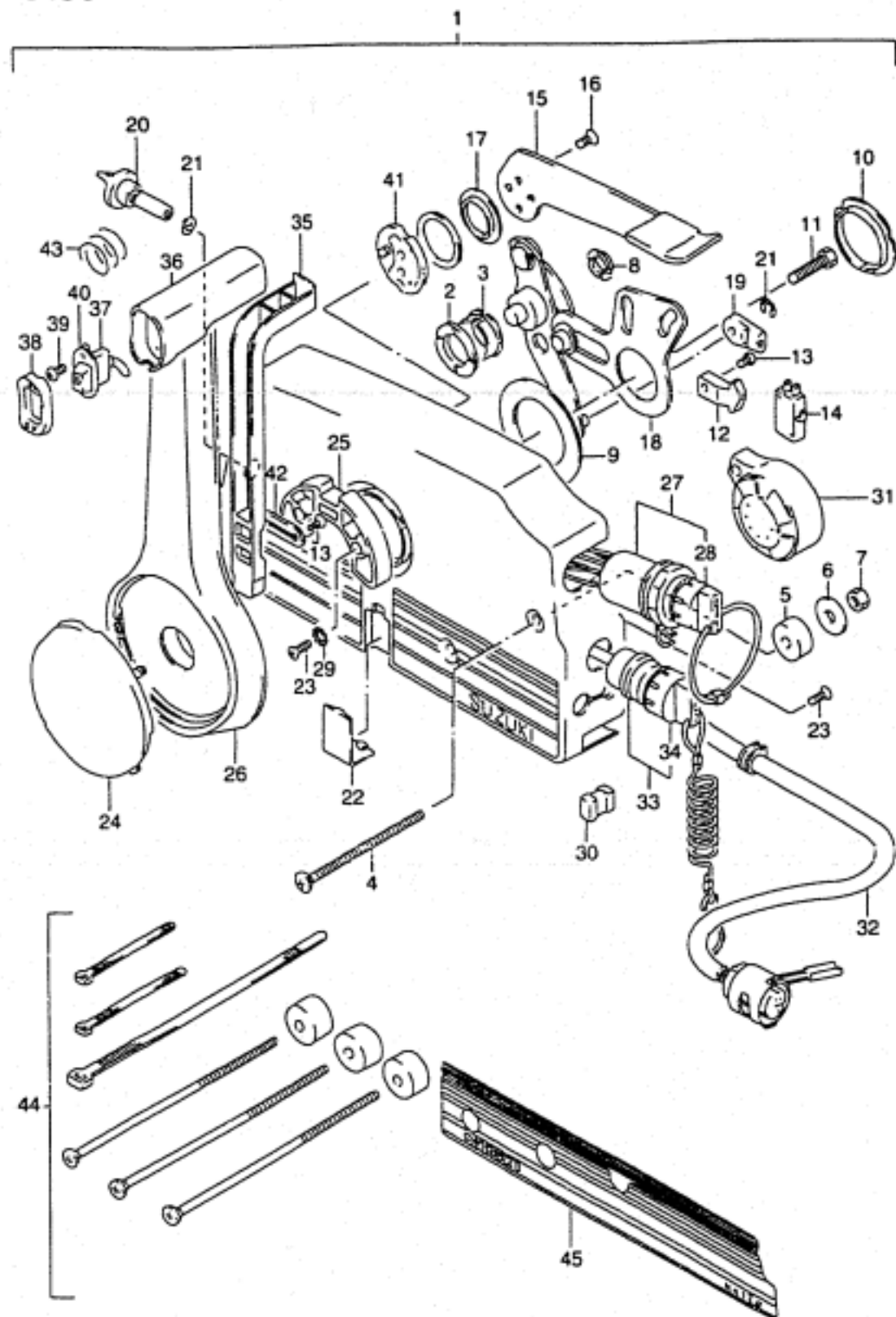
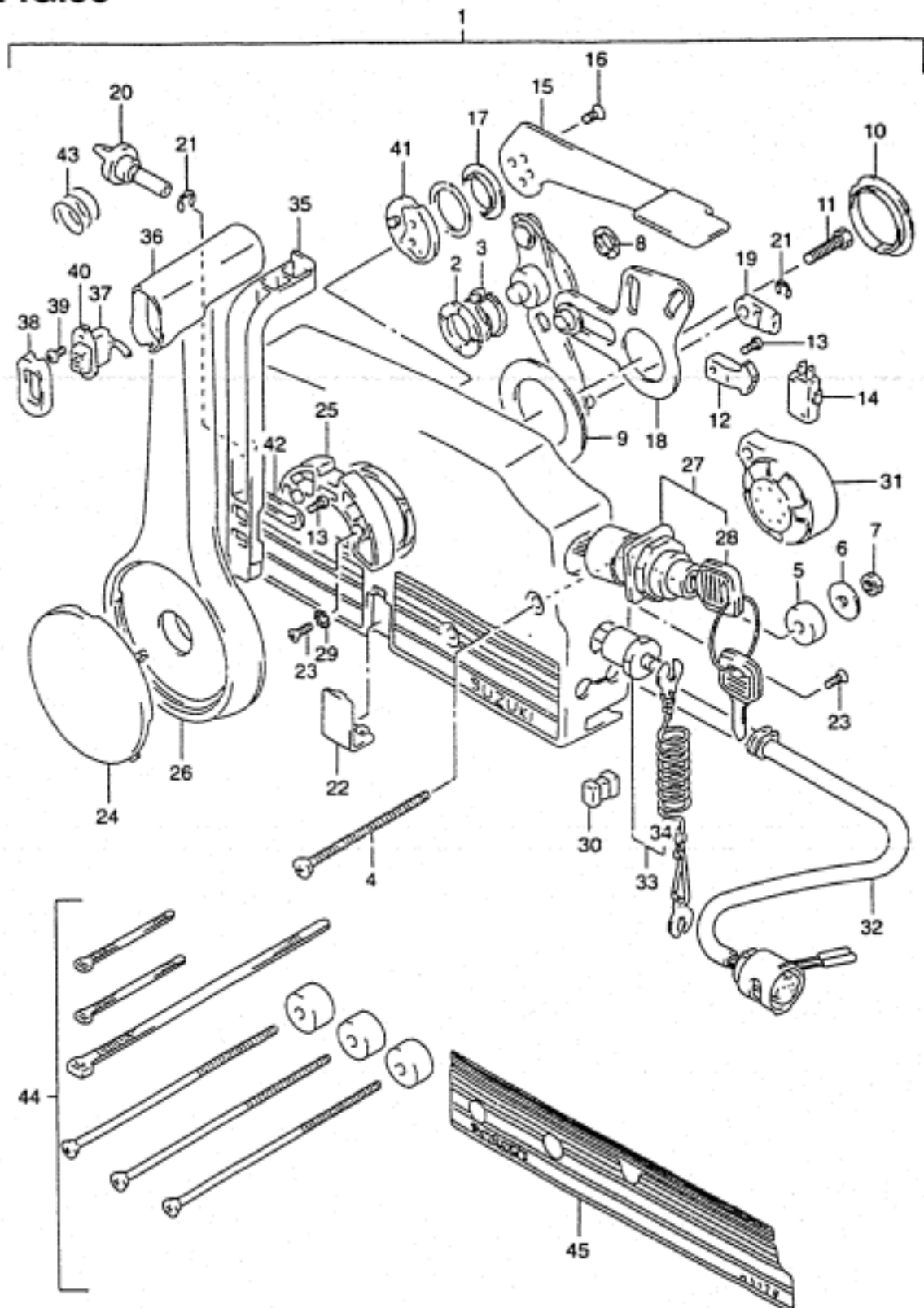


FIG.55 ( 1-6)

REMOTE CONTROL BOX

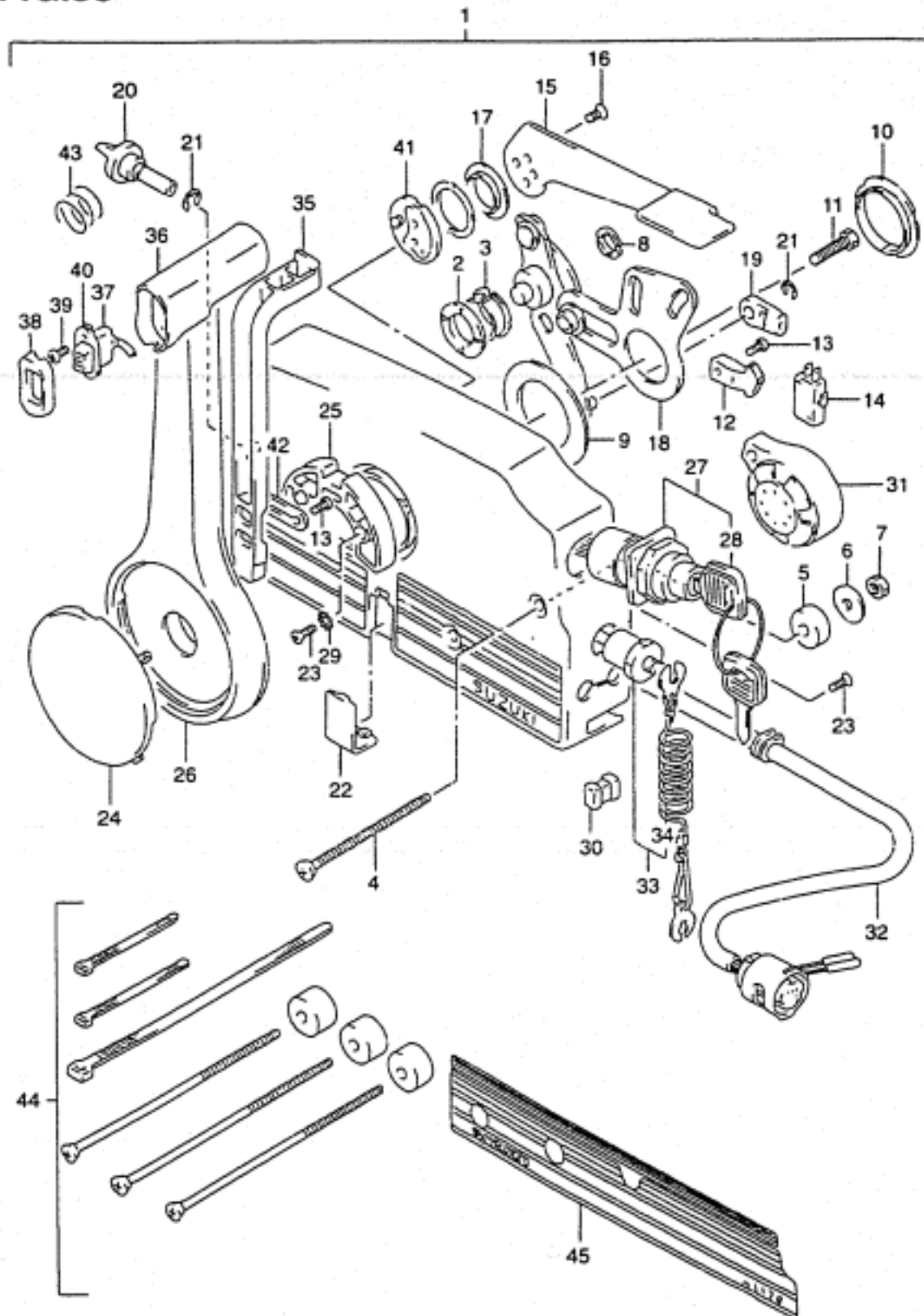
REF.NO.	PART NO.	DESCRIPTION	QTY.	REMARKS
24-1	67257-95600	.CAP, LEVER	1	BLUE
24-2	67257-95610	.CAP, LEVER	1	BLACK
24-3	67257-95620	.CAP, LEVER	1	RED
25	67256-95600	.HOLDER, NEUTRAL LOCK	1	
26-1	67251-95600	.LEVER, HANDLE	1	WHITE
26-2	67251-95650	.LEVER, HANDLE	1	SILVER
26-3	67251-95680	.LEVER, HANDLE	1	GRAY
27	37110-94611	.SWITCH ASSY, IGNITION	1	→37110-92E00
28-1	37141-94400	..KEY (101)	1	
28-2	37141-94410	..KEY (102)	1	
28-3	37141-94420	..KEY (103)	1	
28-4	37141-94430	..KEY (104)	1	
28-5	37141-94440	..KEY (105)	1	
28-6	37141-94450	..KEY (106)	1	
29	67297-95600	.WASHER	2	
30	67273-95600	.SPACER	1	
31	38500-92X50	.BUZZER	1	
32	36620-92E00	.WIRING HARNESS (L:5000)	1	
33	37820-92E00	.SWITCH ASSY, EMERGENCY	1	
34	37823-94400	..CAP & ROPE	1	
35	67255-95600	.ARM, NEUTRAL LOCK	1	
36	67261-95600	.GRIP	1	
37	37860-94510	.SWITCH, TRIM	1	
38	37869-95590	.CAP, TRIM SWITCH	1	
39	09139-02003	.SCREW	2	
40	67263-95600	.CAP, GRIP	1	
41	67245-95600	.DRUM, FREE THROTTLE	1	
42	67258-87D00	.BRACKET, NEUTRAL ARM	1	
43	67259-87D00	.SPRING, NEUTRAL ARM	1	
44	67140-95600	ATTACHMENT, TWIN REMOCON KIT	1	OPT
45	67282-95610	DECAL, REMOCON BOX PORT	1	OPT, BLACK

FIG.56



REF.NO.	PART NO.	DESCRIPTION	QTY.	REMARKS
1	67200-87D30-0ED	REMOTE CONTROL ASSY	1	
2	67232-95600	.BUSH	1	
3	67232-95620	.BUSH	1	
4	67296-95600	.SCREW	3	
5	67294-95600	.SPACER	3	
6	09160-06104	.WASHER	3	
7	09140-06020	.NUT	3	
8	67232-95610	.BUSH	1	
9	67253-95600	.WASHER	1	
10	67252-95600	.BUSH	1	
11	09100-08232	.BOLT	1	
12	67214-95600	.ACTUATOR	1	
13	67296-94300	.SCREW	3	
14	37721-94600	.SWITCH, NEUTRAL	1	
15	67241-95680	.LEVER, FREE THROTTLE (GRAY)	1	
16	09126-05003	.SCREW	2	
17	67243-95600	.BUSH	1	
18	67220-95620	.PLATE ASSY	1	
19	67275-95600	.END, CABLE	2	
20	67223-95600	.KNOB, BRAKE ADJUST	1	
21	67292-94300	.E RING	3	
22	67267-95610	.COVER, WIRE (BLACK)	1	
23	67296-95610	.SCREW	7	
24	67257-95610	.CAP, LEVER (BLACK)	1	
25	67256-95600	.HOLDER, NEUT LOCK	1	
26	67251-95680	.LEVER, HANDLE (GRAY)	1	
27	37110-92E01	.IGNITION SWITCH	1	
28-1	37141-92E00	..KEY (11)	1	
28-2	37141-92E10	..KEY (12)	1	
28-3	37141-92E20	..KEY (13)	1	
28-4	37141-92E30	..KEY (14)	1	
28-5	37141-92E40	..KEY (15)	1	
28-6	37141-92E50	..KEY (16)	1	

FIG.56



REF.NO.	PART NO.	DESCRIPTION	QTY.	REMARKS
28-7	37141-92E60	..KEY (17)	1	
28-8	37141-92E70	..KEY (18)	1	
28-9	37141-92E80	..KEY (19)	1	
28-10	37141-92E90	..KEY (20)	1	
29	67297-95600	..WASHER	2	
30	67273-95600	..SPACER	1	
31	38500-92X50	..BUZZER	1	
32	36620-92E00	..WIRING HARNESS	1	
33	37820-92E00	..SWITCH ASSY, EMERGENCY	1	
34	37823-92E00	..PLATE	1	
35	67255-95600	..ARM, NEUTRAL LOCK	1	
36	67261-95600	..GRIP	1	
37	37860-94610	..SWITCH, TRIM	1	
38	37869-95590	..CAP, TRIM SWITCH	1	
39	09139-02003	..SCREW (2X6)	2	
40	67263-95600	..CAP, GRIP	1	
41	67245-95600	..DRUM, FREE THROTTLE	1	
42	67258-87D00	..BRACKET, NEUTRAL ARM	1	
43	67259-87D00	..SPRING, NEUTRAL ARM	1	
44	67140-95600	ATTACHMENT, TWIN REMOCON KIT	1	
45	67282-95610	DECAL, REMOCON BOX PORT	1	OPT, BLACK

FIG.57

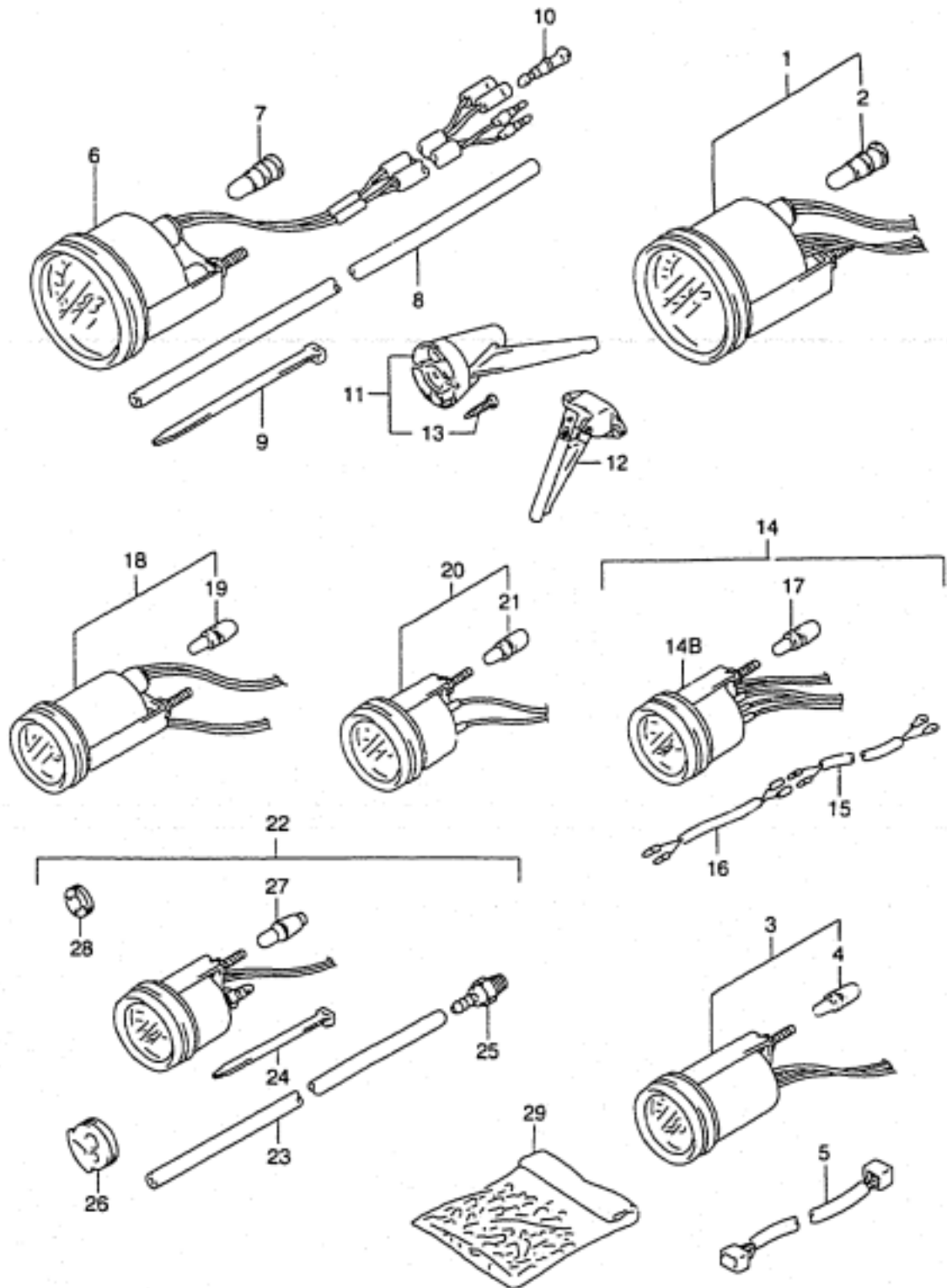


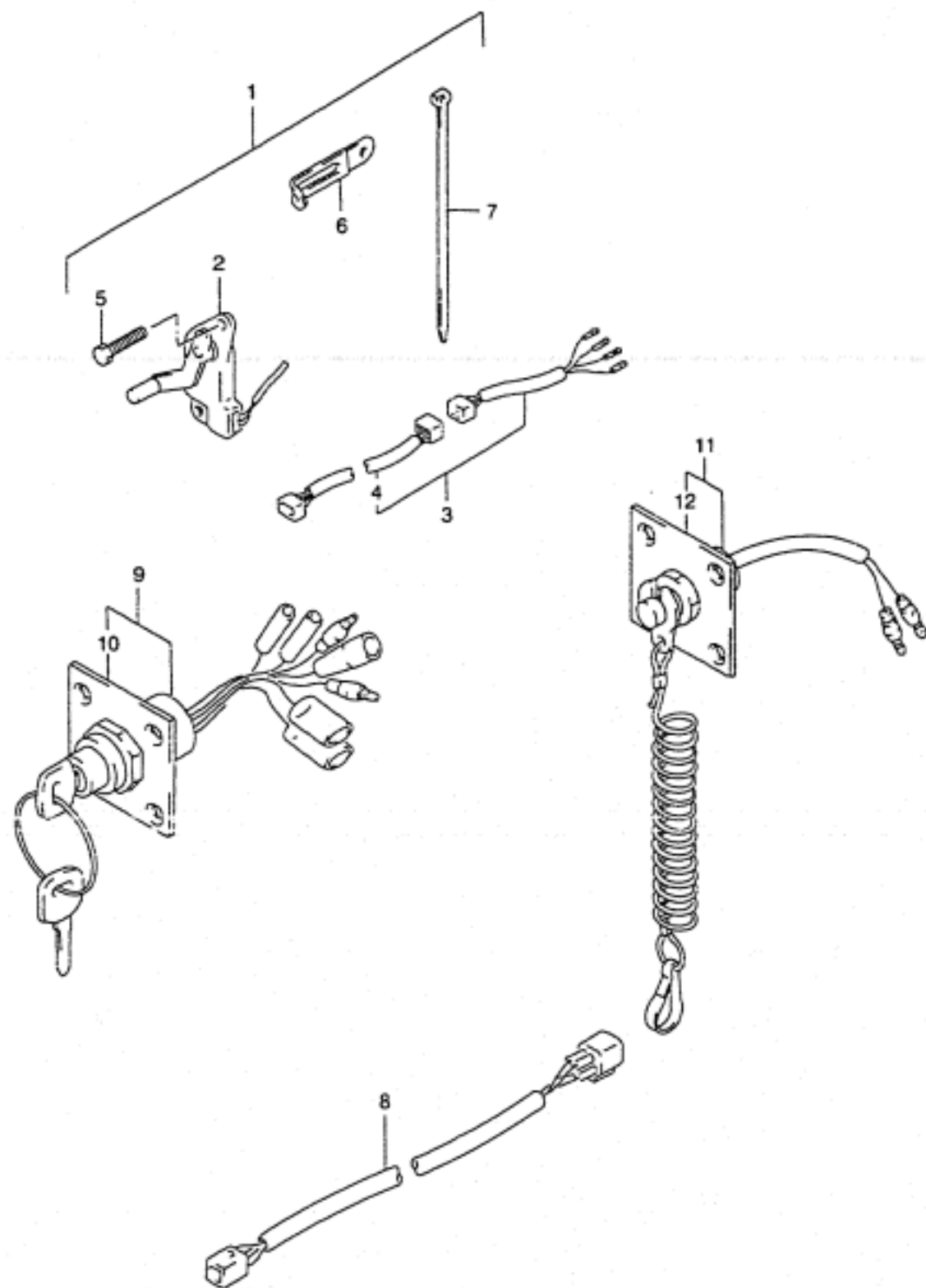
FIG.57 ( J-2)

OPT : METER

REF.NO.	PART NO.	DESCRIPTION	QTY.	REMARKS
1	34200-92E02	TACHOMETER	1	STD
2	09471-12179	.BULB	1	
3	34800-92E00	METER ASSY, TRIM	1	
4	09471-12180	.BULB	1	
5	36682-92E00	WIRE, TRIM GAUGE EXT	1	
6-1	34100-92E00	SPEEDOMETER	1	MAX 80MH
6-2	34100-92E10	SPEEDOMETER	1	MAX 50MH
6-3	34100-92E20	SPEEDOMETER	1	MAX 45KNOTS NOT FOR U.S. MARKET
7	09471-12179	BULB	1	
8	34191-92E00	TUBE	1	
9	09407-14407	BAND	2	
10	36615-96300	TERMINAL, RESIN	2	
11	34190-95500	SENDER ASSY, SPEEDOMETER	1	NOT FOR U.S. MARKET
12	34190-87D00	SENDER, SPEEDOMETER	1	NOT FOR U.S. MARKET
13	03112-06303	SCREW	2	NOT FOR U.S. MARKET
14	34300-92E00	GAUGE ASSY, FUEL	1	
14B	34320-92E00	.GAUGE, FUEL	1	
15	34310-92E00	.LEAD, FUEL GAUGE	1	
16	34360-92E00	.ADAPTER, FUEL GAUGE	1	
17	09471-12180	.BULB	1	
18	34500-92E00	METER ASSY, HOUR	1	
19	09471-12180	.BULB	1	
20	34600-92E00	METER ASSY, VOLTAGE	1	
21	09471-12180	.BULB	1	
22	34650-92E00	GAUGE ASSY, WATER PRESSURE	1	30PSI
23	34191-92E00	.TUBE	1	
24	09407-14407	.BAND	2	
25	34652-92E00	.UNION	1	
26	36658-95600	.GROMMET	1	
27	09471-12180	.BULB	1	
28	09320-08028	.CUSHION	1	
29	36990-87D00	TERMINAL & SLEEVE SET	1	

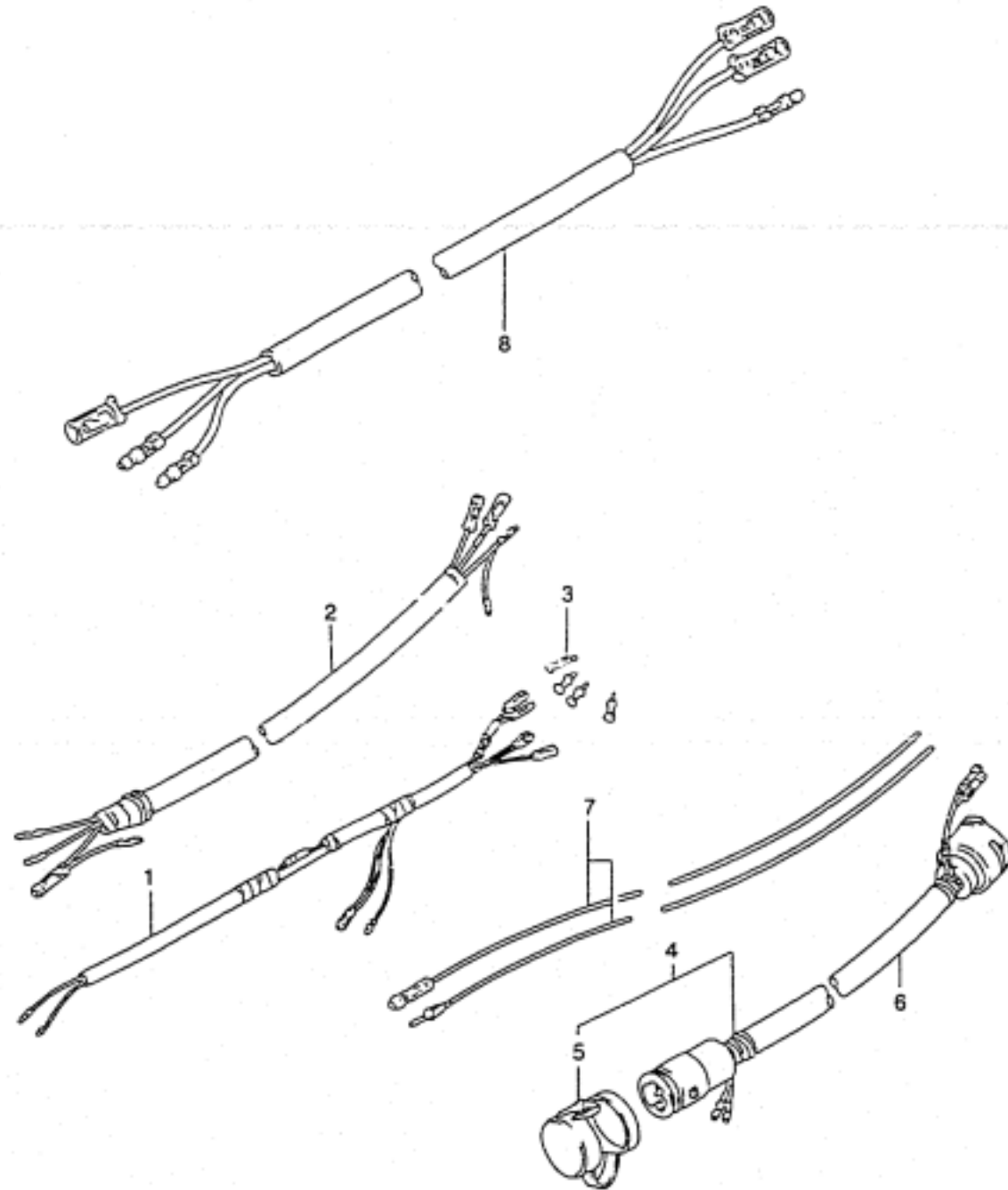


FIG.58



REF.NO.	PART NO.	DESCRIPTION	QTY.	REMARKS
1	34804-94720	SENDER SET, TRIM	1	MODEL:96-01
2	34801-94720	.TRIM, SENDER	1	MODEL:96-01
3	36680-92E00	.WIRE ASSY, TRIM GAUGE	1	MODEL:96-01
4	36682-92E00	.WIRE, TRIM GAUGE	1	MODEL:96-01
5	09100-06113	.BOLT, TRIM SENDER	2	MODEL:96-01
6	09404-06432	.CLAMP	1	MODEL:96-01
7-1	09407-14403	.CLAMP	1	MODEL:96-01
7-2	09407-14407	.CLAMP	1	MODEL:96-01
8-1	36660-94400	WIRE, SENDER EXT L	1	
8-2	36660-94480	WIRE, SENDER EXT S	1	
9	37100-92E00	PANEL ASSY, IGNITION SW	1	
10	37139-92E00	.PANEL	1	
11	37803-92E00	PANEL ASSY, EMERGENCY SW	1	
12	37825-92E00	.PANEL	1	

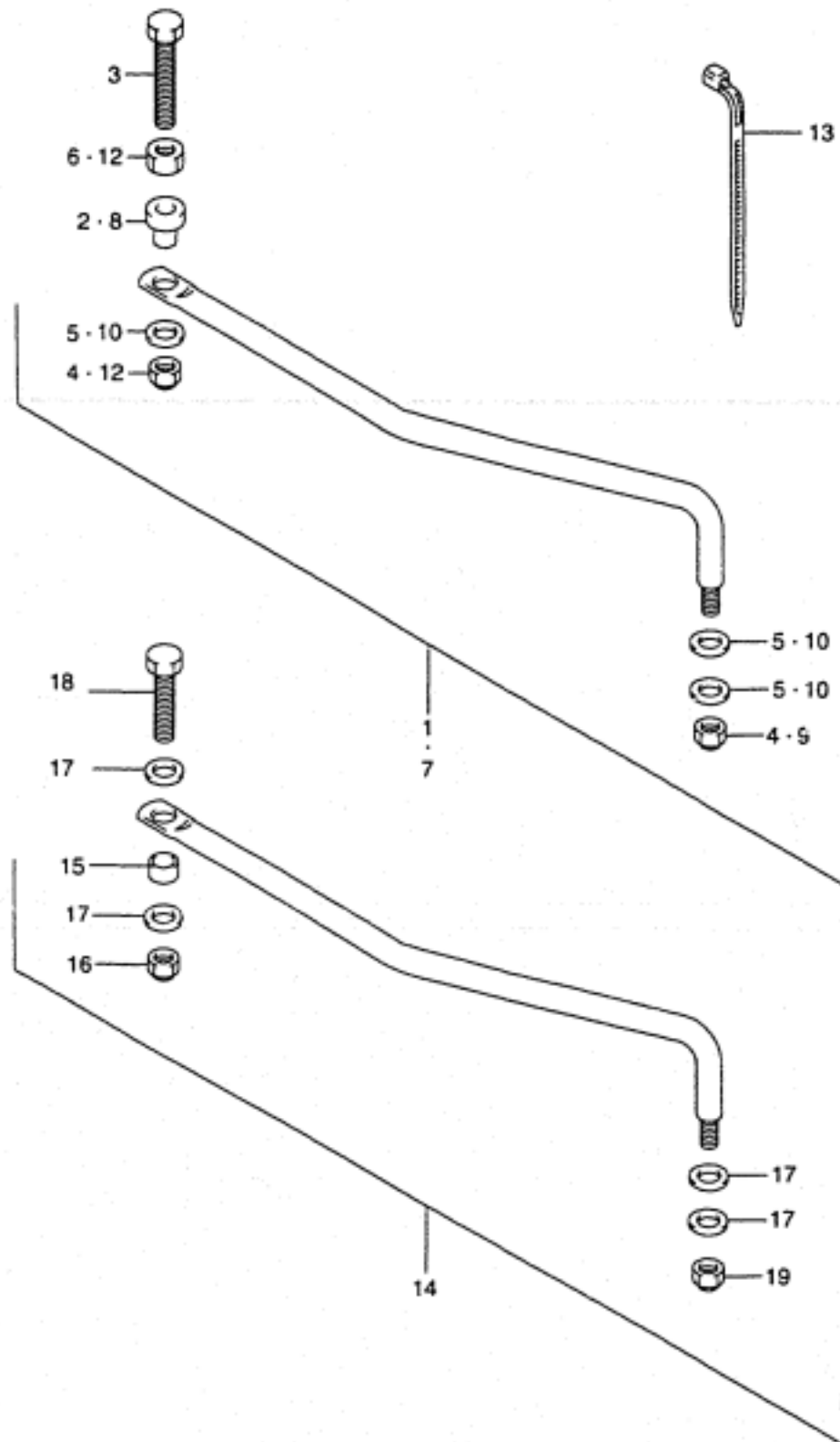
FIG.59



REF.NO.	PART NO.	DESCRIPTION	QTY.	REMARKS
1	34109-94500	LEAD, METER EXTENSION	1	
2	36640-95500	WIRING HARNESS, CONTROL	1	L:5000
3	36615-96300	.TERMINAL, RESIN	4	
4-1	36620-87D20	WIRE ASSY, REMOCON EXT	1	L:5000
4-2	36620-95302	WIRE ASSY, REMOCON EXT	1	L:2000
5	36631-94300	.CAP	1	
6	36620-92E00	WIRE ASSY, REMOCON EXT	1	L:5000
7	36820-95560	LEAD, NEUTRAL SWITCH	1	L:700
8	37862-95201	LEAD, TRIM SWITCH EXT	1	

FIG.60

QTY.

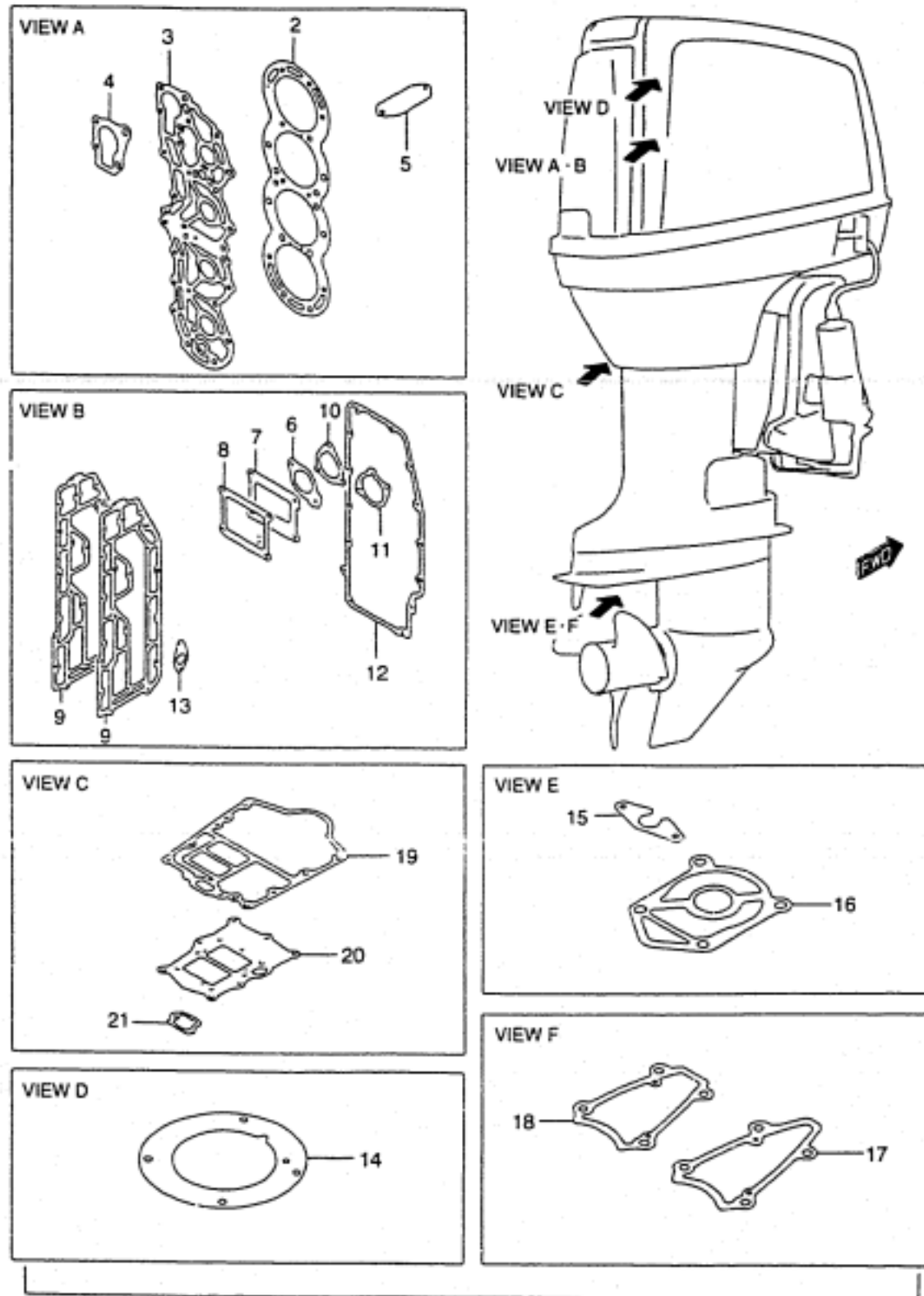


REF.NO.	PART NO.	DESCRIPTION	QTY.	REMARKS
1	67701-94502	DRAG LINK ASSY	1	→67701-94530
2	67721-94510	.SPACER (H:13)	1	
3	67725-99E00	.BOLT (L:45)	1	
4	67726-99E00	.NUT	1	
5	67728,99E00	.WASHER	3	
6	43764-95500	.NUT	1	
7	67701-94511	DRAG LINK ASSY	1	STD, →67701-94530
8	67721-94510	.SPACER (H:7)	1	STD
9	67726-99E00	.NUT	2	STD
10	67728-99E00	.WASHER	3	STD
12	43764-95500	NUT	1	
13	09407-14403	CLAMP	1	
14-1	67701-94530	DRAG LINK ASSY	1	STD, MODEL: 93- 95
14-2	67701-94900	DRAG LINK ASSY	1	STD, MODEL: 96-01
15	67721-94520	.SPACER	1	STD, MODEL: 93-01
16	67726-99E00	.NUT	1	STD, MODEL: 93-01
17	67728-99E00	.WASHER	4	STD, MODEL: 93-01
18	67725-94520	BOLT, DRAG LINK	1	STD, MODEL: 93-01
19	43764-95500	NUT, DRAG LINK	1	STD, MODEL: 93-01

FIG.61

FIG.61 ( J-6)

OPT : GASKET SET



REF.NO.	PART NO.	DESCRIPTION	QTY.	REMARKS
1	11410-94812	GASKET SET	1	
2	11141-94620	.GASKET, CYLINDER HEAD	1	
3	11162-94630	.GASKET, CYLINDER HEAD COVER	1	
4	17685-94610	.GASKET, THERMOSTAT COVER	1	
5	11232-94610	.GASKET, WATER JACKET	1	
6-1	13125-93010	.GASKET, CARBURETOR	4	DT115;ID:34
6-2	13125-95210	.GASKET, CARBURETOR	4	DT140;ID:41
7	13121-94510	.GASKET, INLET CASE	4	
8	13156-94511	.GASKET, REED VALVE	4	
9	14151-94510	.GASKET, EXHAUST COVER	2	
10	13855-93310	.GASKET, SILENCER	4	DT115
11	13855-95210	.GASKET, SILENCER	4	DT140
12	13853-94510	.GASKET, SILENCER COVER	1	
13	16731-95520	.GASKET, OIL PUMP	1	
14	11523-94610	.GASKET, RING GEAR CASE	1	
15	17567-94510	.GASKET, WATER TUBE	1	
16	17472-94510	.GASKET, PUMP CASE PANEL	1	
17	25142-94560	.GASKET, SHIFT GUIDE	1	DT115:-709842 DT140:-709964
18	25142-94520	.GASKET, SHIFT GUIDE	1	DT115:709843- DT140:709965-
19	51211-94530	.GASKET, ENGINE HOLDER	1	
20	52172-94541	.GASKET, EXHAUST HOUSING	1	
21	52194-94510	.GASKET, WATER OUTLET TUBE	1	

FIG.62

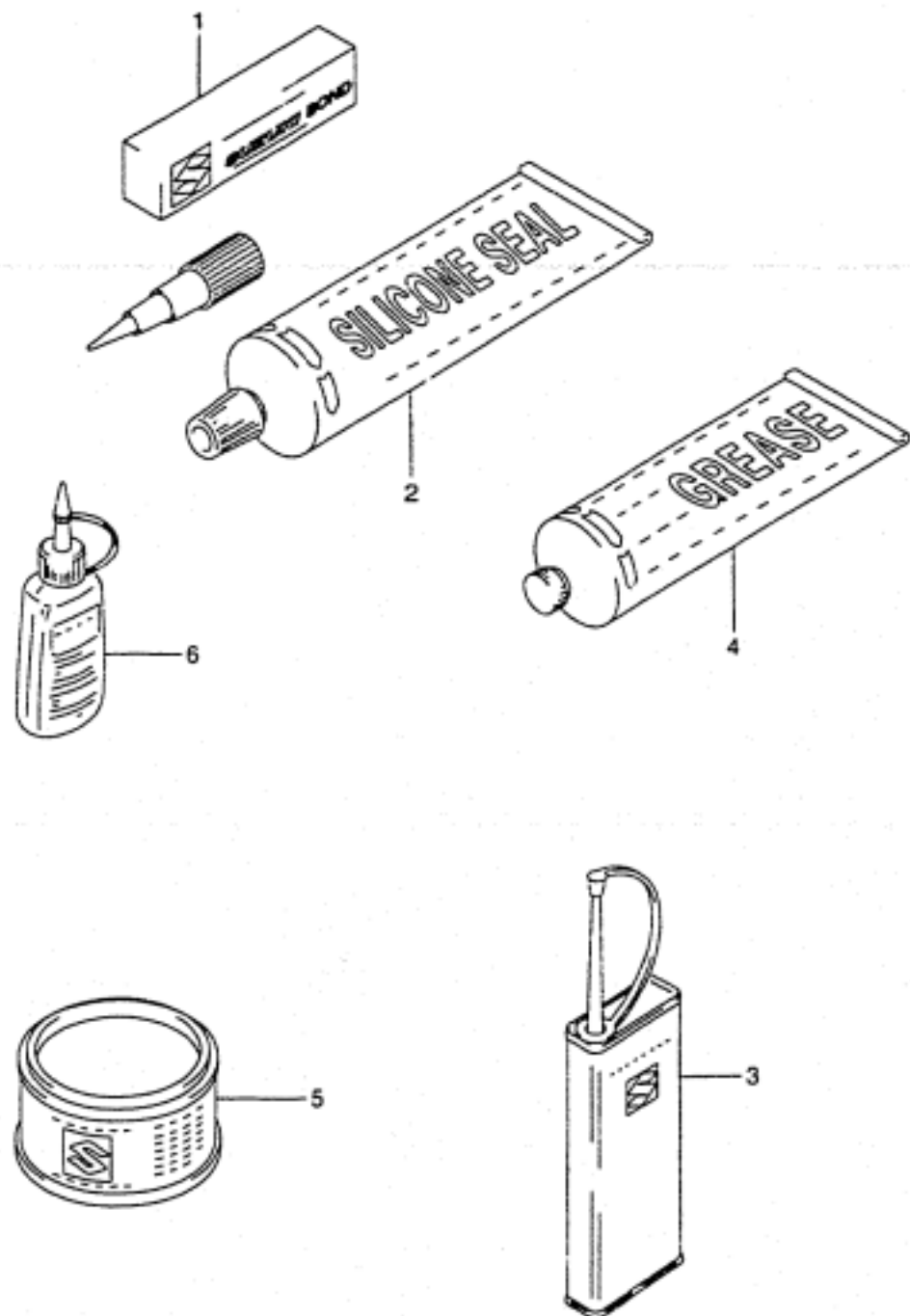


FIG.62 ( J-7)

OPTIONAL

REF.NO.	PART NO.	DESCRIPTION	QTY.	REMARKS
1-1	99104-33140	LIQUID GASKET	1	FOR CRANKCASE
1-2	99000-31120	SILICONE SEAL	1	50G, FOR GEAR CASE
2	93691-80030	SILICONE SEALANT	1	100G, FOR GEAR CASE
3	99000-32040	CEMENT, THREAD LOCK	1	2006
4	99000-25160	GREASE, WATER RESISTANT	1	2506
5	99000-25010	SUPER GREASE A	1	450G, FOR CRANK OIL SEAL
6-1	99000-32050	THREAD LOCK CEMENT	1	50G (1342)
6-2	99000-32020	THREAD LOCK CEMENT, SUPER	1	50G (1333B)
7-1	99011-94529-03A	MANUAL, OWNER'S	1	MODEL:89 NOT SHOWN
7-2	99011-94530-03A	MANUAL, OWNER'S	1	MODEL:90
7-3	99011-94531-03A	MANUAL, OWNER'S	1	MODEL:91
7-4	99011-94532-03A	MANUAL, OWNER'S	1	MODEL:92
7-5	99011-94533-03A	MANUAL, OWNER'S	1	MODEL:93
7-6	99011-94534-03A	MANUAL, OWNER'S	1	MODEL:94
7-7	99011-94535-03A	MANUAL, OWNER'S	1	MODEL:95
7-8	99011-94537-03A	MANUAL, OWNER'S	1	MODEL:96
7-9	99011-94539-03A	MANUAL, OWNER'S	1	DT115 MODEL:97
7-10	99011-94900-03A	MANUAL, OWNER'S	1	DT115S
7-11	99011-94902-03A	MANUAL, OWNER'S	1	DT115S MODEL:97
7-12	99011-94910-03A	MANUAL, OWNER'S	1	DT140EFI
7-13	99011-94911-03A	MANUAL, OWNER'S	1	DT115S/140EFI MODEL:98
7-14	99011-94913-03A	MANUAL, OWNER'S	1	DT115S/140EFI MODEL:99
7-15	99011-94914-03A	MANUAL, OWNER'S	1	DT115S/140EFI MODEL:00
7-16	99011-94915-03A	MANUAL, OWNER'S	1	DT115S/140EFI MODEL:01